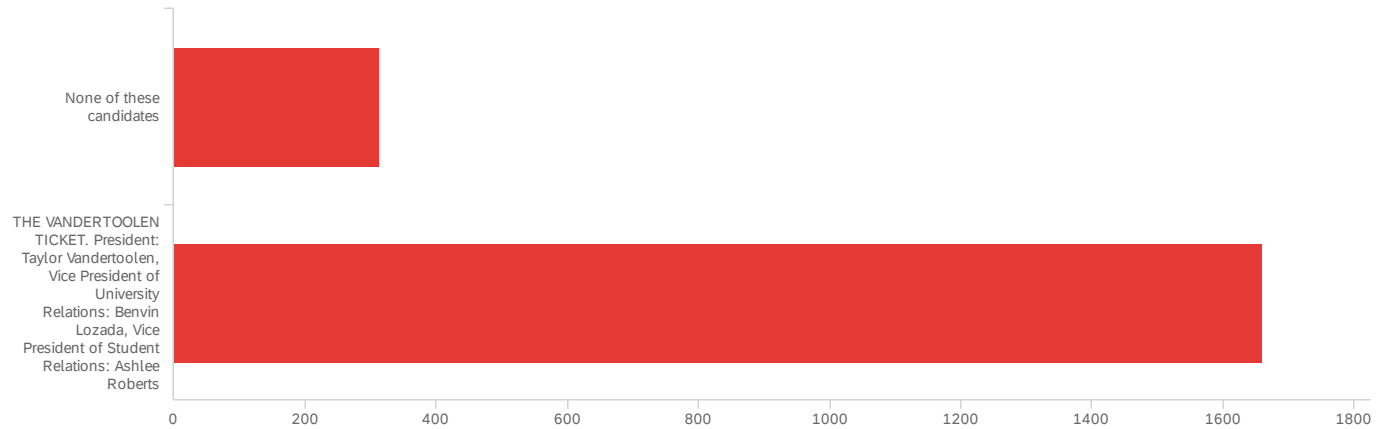


Final Report

2022 ASUU Elections Voting

February 28, 2022 1:31 PM MST

Q3 - Please select ONE of the following presidential tickets listed below:



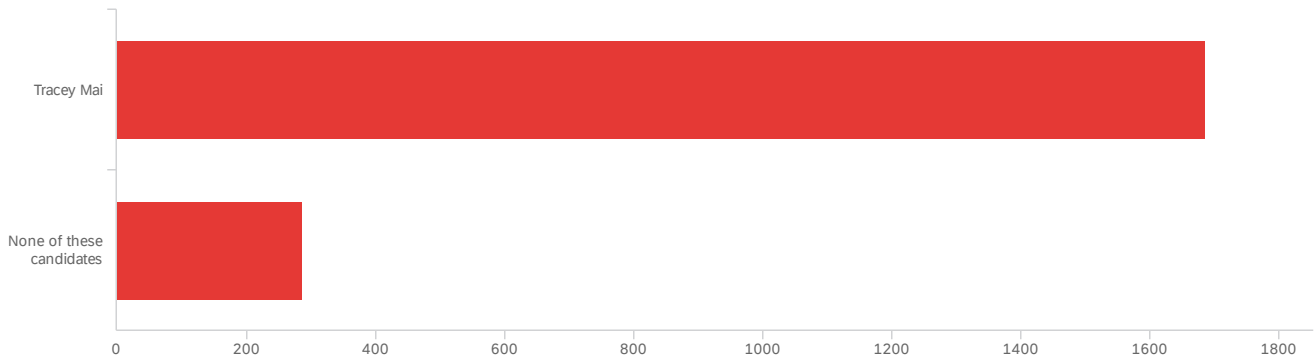
#	Field	Minimum	Maximum	Mean	Std Deviation	Variance	Count
1	Please select ONE of the following presidential tickets listed below:	2.00	5.00	4.52	1.10	1.20	1,973

#	Field	Choice Count
2	None of these candidates	15.86% 313
5	THE VANDERTOOLEN TICKET. President: Taylor Vandertooleen, Vice President of University Relations: Benvin Lozada, Vice President of Student Relations: Ashlee Roberts	84.14% 1660

1973

Showing rows 1 - 3 of 3

Q4 - Please select ONE of the following Attorney General candidates listed below:



#	Field	Minimum	Maximum	Mean	Std Deviation	Variance	Count
1	Please select ONE of the following Attorney General candidates listed below:	1.00	2.00	1.15	0.35	0.12	1,973

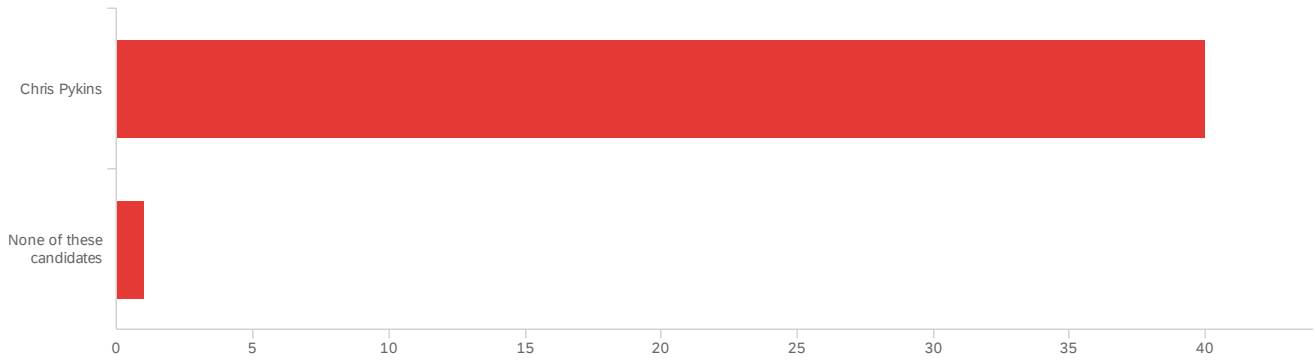
#	Field	Choice Count
1	Tracey Mai	85.40% 1685
2	None of these candidates	14.60% 288

1973

Showing rows 1 - 3 of 3

Q6 - College of Architecture + Planning - Please select ONE of the following Senate

candidates listed below:



#	Field	Minimum	Maximum	Mean	Std Deviation	Variance	Count
1	College of Architecture + Planning - Please select ONE of the following Senate candidates listed below:	1.00	2.00	1.02	0.15	0.02	41

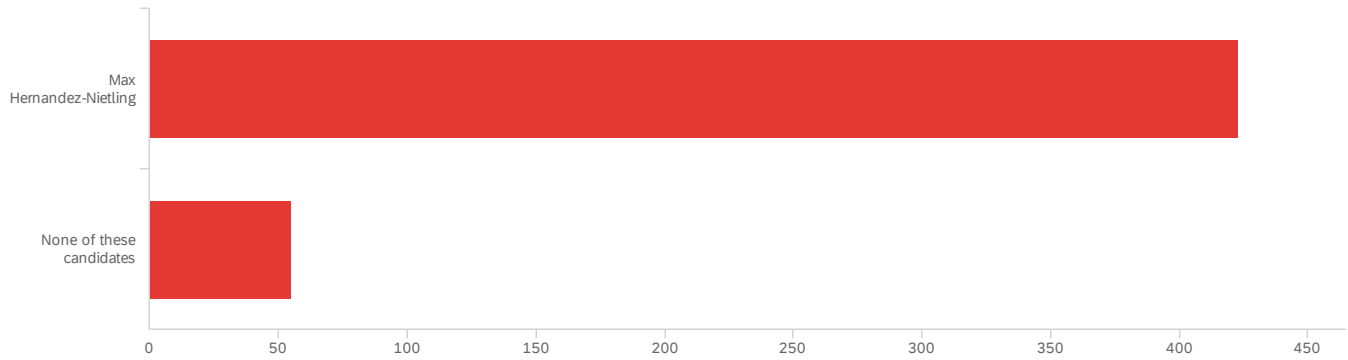
#	Field	Choice Count
1	Chris Pykins	97.56% 40
2	None of these candidates	2.44% 1

41

Showing rows 1 - 3 of 3

Q7 - David Eccles School of Business - Please select ONE of the following Senate

candidates listed below:



#	Field	Minimum	Maximum	Mean	Std Deviation	Variance	Count
1	David Eccles School of Business - Please select ONE of the following Senate candidates listed below:	3.00	5.00	3.23	0.64	0.41	478

#	Field	Choice Count
3	Max Hernandez-Nietling	88.49% 423
5	None of these candidates	11.51% 55
		478

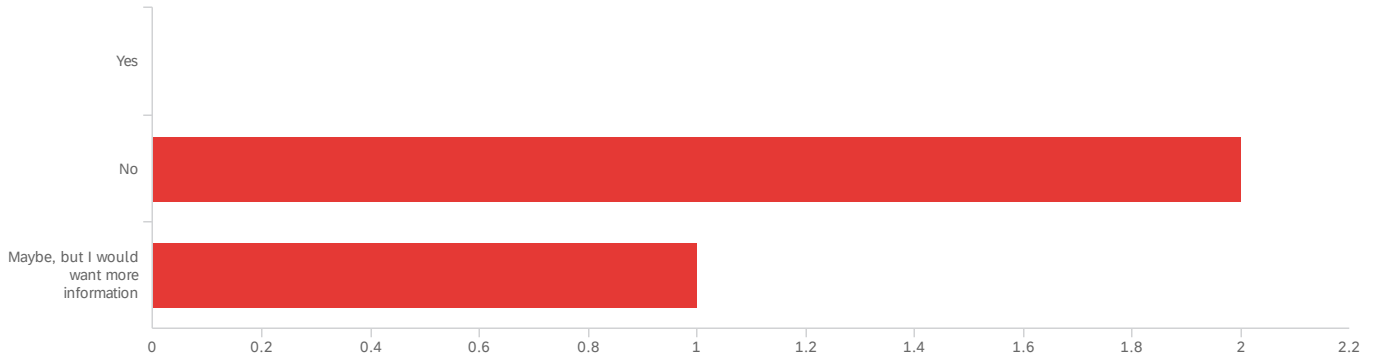
Showing rows 1 - 3 of 3

Q8 - There are no candidates filed to run for the College of Cultural & Social

Transformation Senate seat, meaning the seat will be filled after the election has

concluded. Are you interested in potentially serving as the College of Cultural & Social

Transformation Senator?

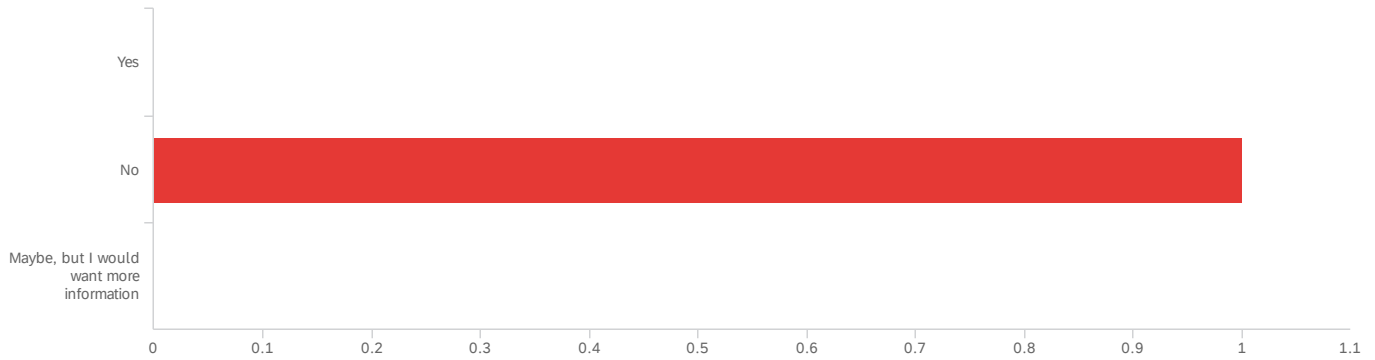


#	Field	Minimum	Maximum	Mean	Std Deviation	Variance	Count
1	There are no candidates filed to run for the College of Cultural & Social Transformation Senate seat, meaning the seat will be filled after the election has concluded. Are you interested in potentially serving as the College of Cultural & Social Transformation Senator?	3.00	4.00	3.33	0.47	0.22	3

#	Field	Choice Count
1	Yes	0.00% 0
3	No	66.67% 2
4	Maybe, but I would want more information	33.33% 1
		3

Showing rows 1 - 4 of 4

Q9 - There are no candidates filed to run for the School of Dentistry Senate seat, meaning the seat will be filled after the election has concluded. Are you interested in potentially serving as the School of Dentistry Senator?

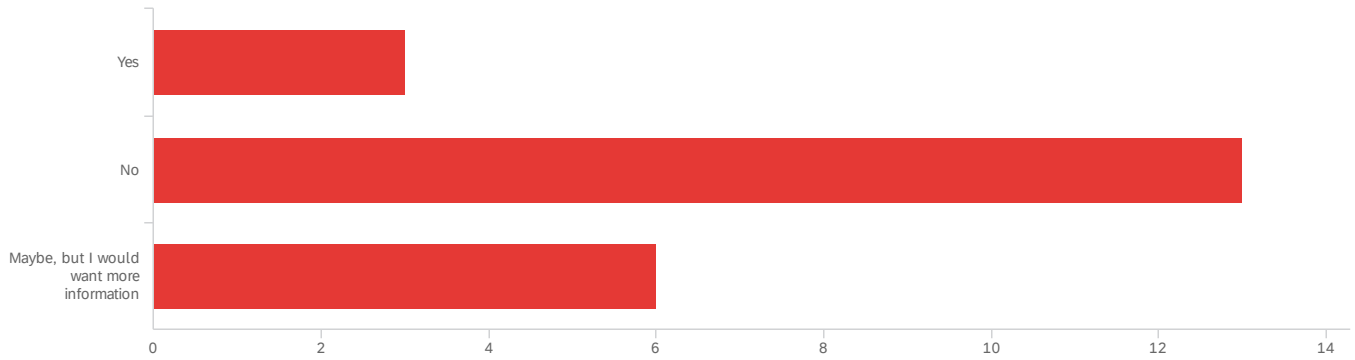


#	Field	Minimum	Maximum	Mean	Std Deviation	Variance	Count
1	There are no candidates filed to run for the School of Dentistry Senate seat, meaning the seat will be filled after the election has concluded. Are you interested in potentially serving as the School of Dentistry Senator?	4.00	4.00	4.00	0.00	0.00	1

#	Field	Choice Count
3	Yes	0.00% 0
4	No	100.00% 1
5	Maybe, but I would want more information	0.00% 0
		1

Showing rows 1 - 4 of 4

Q10 - There are no candidates filed to run for the College of Education Senate seat, meaning the seat will be filled after the election has concluded. Are you interested in potentially serving as the College of Education Senator?



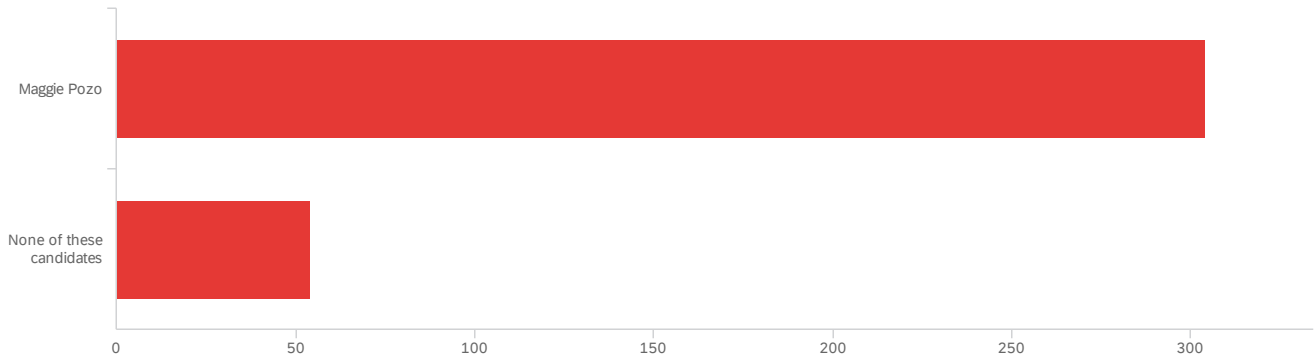
#	Field	Minimum	Maximum	Mean	Std Deviation	Variance	Count
1	There are no candidates filed to run for the College of Education Senate seat, meaning the seat will be filled after the election has concluded. Are you interested in potentially serving as the College of Education Senator?	3.00	5.00	4.14	0.62	0.39	22

#	Field	Choice Count
3	Yes	13.64% 3
4	No	59.09% 13
5	Maybe, but I would want more information	27.27% 6
		22

Showing rows 1 - 4 of 4

Q11 - College of Engineering - Please select ONE of the following Senate candidates

listed below:

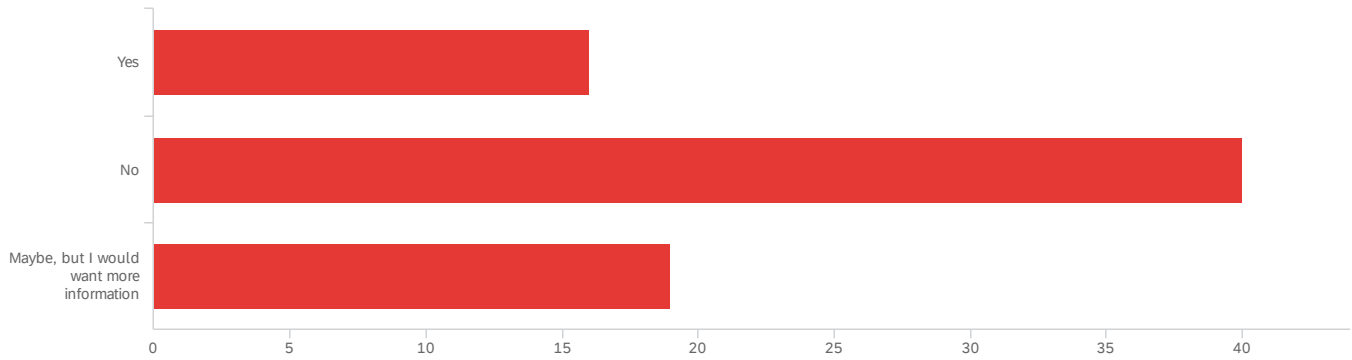


#	Field	Minimum	Maximum	Mean	Std Deviation	Variance	Count
1	College of Engineering - Please select ONE of the following Senate candidates listed below:	1.00	3.00	1.30	0.72	0.51	358

#	Field	Choice Count
1	Maggie Pozo	84.92% 304
3	None of these candidates	15.08% 54
		358

Showing rows 1 - 3 of 3

Q12 - There are no candidates filed to run for the College of Fine Arts Senate seat, meaning the seat will be filled after the election has concluded. Are you interested in potentially serving as the College of Fine Arts Senator?

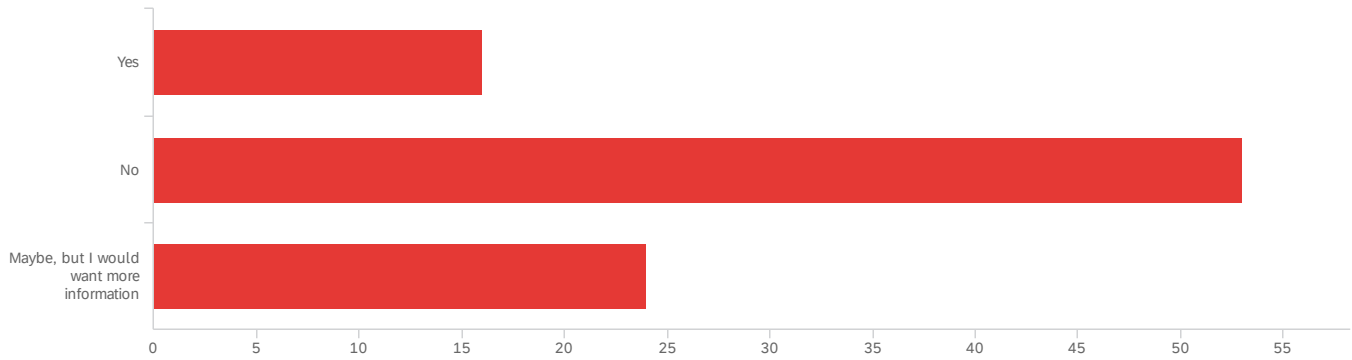


#	Field	Minimum	Maximum	Mean	Std Deviation	Variance	Count
1	There are no candidates filed to run for the College of Fine Arts Senate seat, meaning the seat will be filled after the election has concluded. Are you interested in potentially serving as the College of Fine Arts Senator?	1.00	5.00	3.61	1.42	2.02	75

#	Field	Choice Count
1	Yes	21.33% 16
4	No	53.33% 40
5	Maybe, but I would want more information	25.33% 19
		75

Showing rows 1 - 4 of 4

Q13 - There are no candidates filed to run for the College of Health Senate seat, meaning the seat will be filled after the election has concluded. Are you interested in potentially serving as the College of Health Senator?

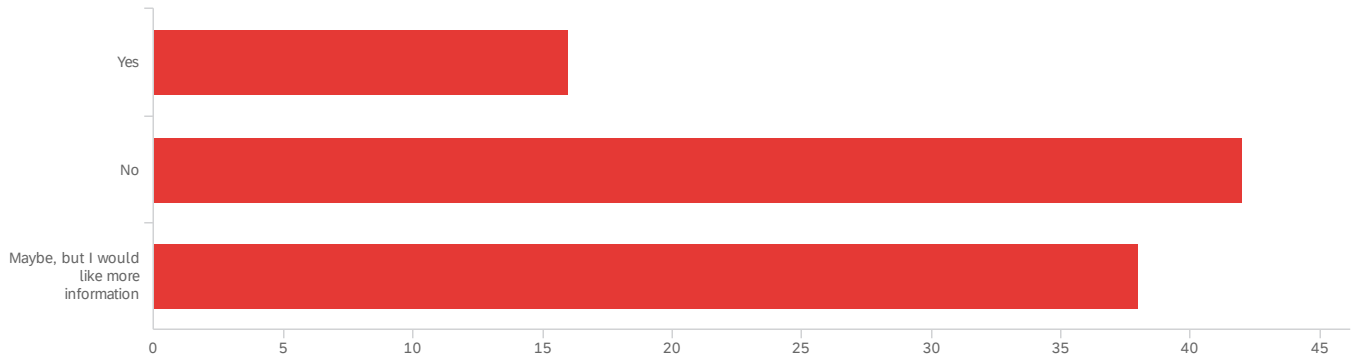


#	Field	Minimum	Maximum	Mean	Std Deviation	Variance	Count
1	There are no candidates filed to run for the College of Health Senate seat, meaning the seat will be filled after the election has concluded. Are you interested in potentially serving as the College of Health Senator?	3.00	5.00	4.09	0.65	0.42	93

#	Field	Choice Count
3	Yes	17.20% 16
4	No	56.99% 53
5	Maybe, but I would want more information	25.81% 24
		93

Showing rows 1 - 4 of 4

Q14 - There are no candidates filed to run for the College of Humanities Senate seat, meaning the seat will be filled after the election has concluded. Are you interested in potentially serving as the College of Humanities Senator?:

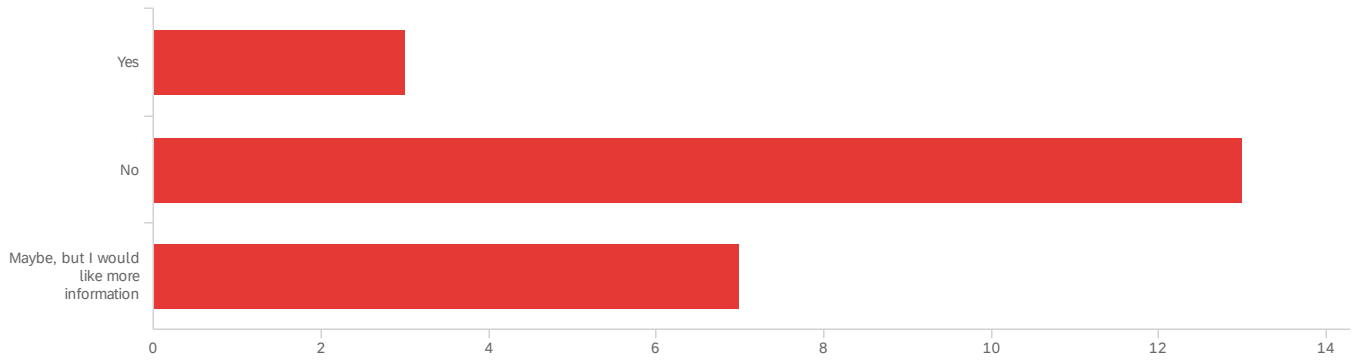


#	Field	Minimum	Maximum	Mean	Std Deviation	Variance	Count
1	There are no candidates filed to run for the College of Humanities Senate seat, meaning the seat will be filled after the election has concluded. Are you interested in potentially serving as the College of Humanities Senator?:	7.00	9.00	8.23	0.71	0.51	96

#	Field	Choice Count
7	Yes	16.67% 16
8	No	43.75% 42
9	Maybe, but I would like more information	39.58% 38
		96

Showing rows 1 - 4 of 4

Q15 - There are no candidates filed to run for the S.J. Quinney College of Law Senate seat, meaning the seat will be filled after the election has concluded. Are you interested in potentially serving as the S.J. Quinney College of Law Senator?

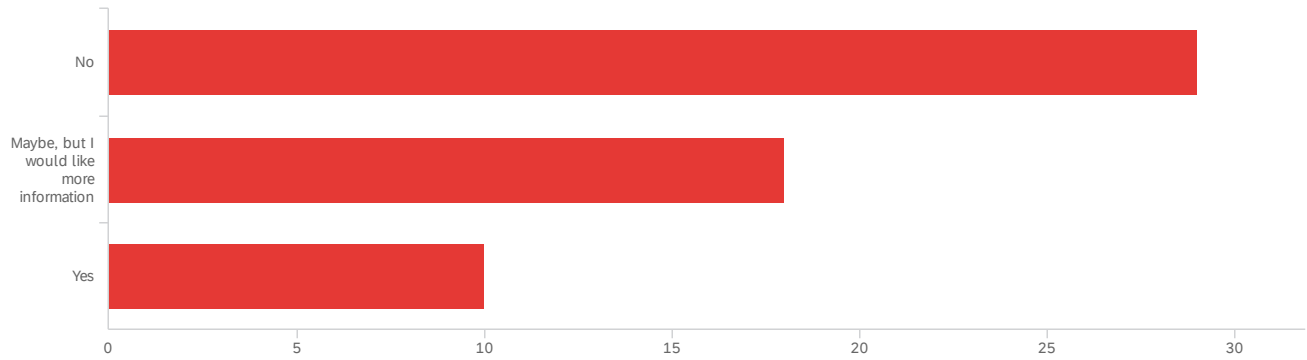


#	Field	Minimum	Maximum	Mean	Std Deviation	Variance	Count
1	There are no candidates filed to run for the S.J. Quinney College of Law Senate seat, meaning the seat will be filled after the election has concluded. Are you interested in potentially serving as the S.J. Quinney College of Law Senator?	1.00	4.00	3.04	0.91	0.82	23

#	Field	Choice Count
1	Yes	13.04% 3
3	No	56.52% 13
4	Maybe, but I would like more information	30.43% 7
		23

Showing rows 1 - 4 of 4

Q16 - There are no candidates filed to run for the School of Medicine Senate seat, meaning the seat will be filled after the election has concluded. Are you interested in potentially serving as the School of Medicine Senator?



#	Field	Minimum	Maximum	Mean	Std Deviation	Variance	Count
1	There are no candidates filed to run for the School of Medicine Senate seat, meaning the seat will be filled after the election has concluded. Are you interested in potentially serving as the School of Medicine Senator?	2.00	4.00	2.67	0.76	0.57	57

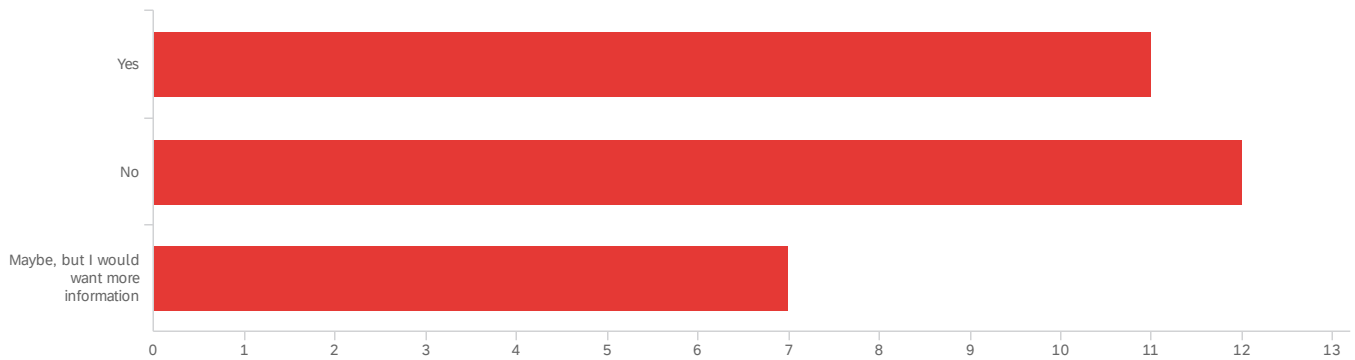
#	Field	Choice Count
2	No	50.88% 29
3	Maybe, but I would like more information	31.58% 18
4	Yes	17.54% 10
		57

Showing rows 1 - 4 of 4

Q17 - There are no candidates filed to run for the College of Mines & Earth Sciences

Senate seat, meaning the seat will be filled after the election has concluded. Are you

interested in potentially serving as the College of Mines & Earth Sciences Senator?

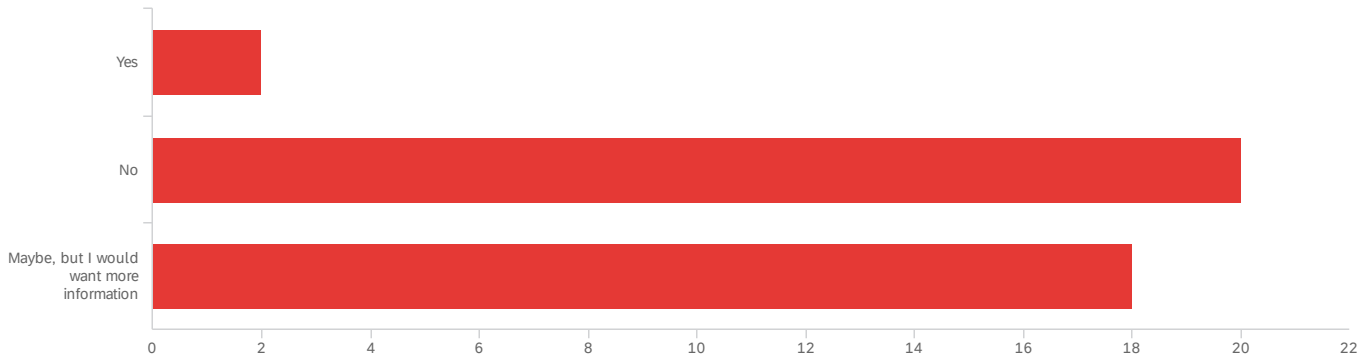


#	Field	Minimum	Maximum	Mean	Std Deviation	Variance	Count
1	There are no candidates filed to run for the College of Mines & Earth Sciences Senate seat, meaning the seat will be filled after the election has concluded. Are you interested in potentially serving as the College of Mines & Earth Sciences Senator?	4.00	6.00	4.87	0.76	0.58	30

#	Field	Choice Count
4	Yes	36.67% 11
5	No	40.00% 12
6	Maybe, but I would want more information	23.33% 7
		30

Showing rows 1 - 4 of 4

Q18 - There are no candidates filed to run for the College of Nursing Senate seat, meaning the seat will be filled after the election has concluded. Are you interested in potentially serving as the College of Nursing Senator?

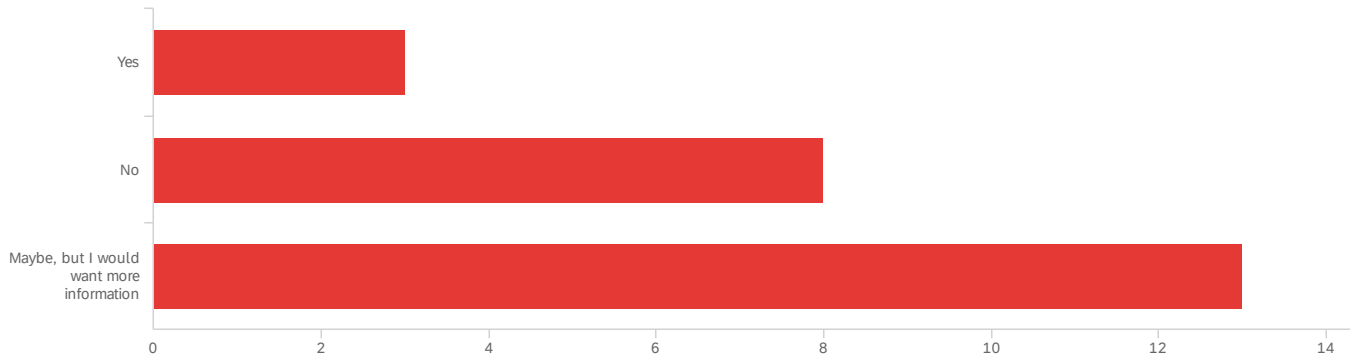


#	Field	Minimum	Maximum	Mean	Std Deviation	Variance	Count
1	There are no candidates filed to run for the College of Nursing Senate seat, meaning the seat will be filled after the election has concluded. Are you interested in potentially serving as the College of Nursing Senator?	4.00	8.00	6.30	1.55	2.41	40

#	Field	Choice Count
4	Yes	5.00% 2
5	No	50.00% 20
8	Maybe, but I would want more information	45.00% 18
		40

Showing rows 1 - 4 of 4

Q19 - There are no candidates filed to run for the College of Pharmacy Senate seat, meaning the seat will be filled after the election has concluded. Are you interested in potentially serving as the College of Pharmacy Senator?



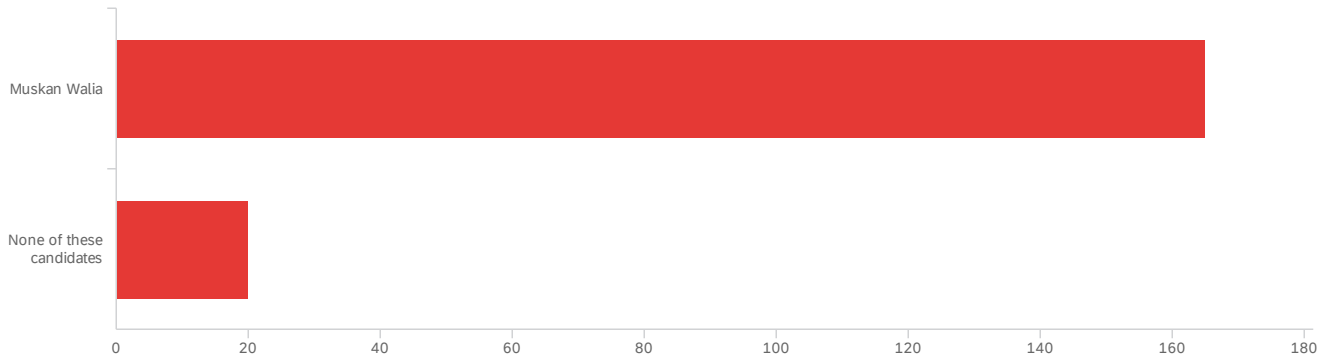
#	Field	Minimum	Maximum	Mean	Std Deviation	Variance	Count
1	There are no candidates filed to run for the College of Pharmacy Senate seat, meaning the seat will be filled after the election has concluded. Are you interested in potentially serving as the College of Pharmacy Senator?	1.00	3.00	2.42	0.70	0.49	24

#	Field	Choice Count
1	Yes	12.50% 3
2	No	33.33% 8
3	Maybe, but I would want more information	54.17% 13
		24

Showing rows 1 - 4 of 4

Q20 - College of Science - Please select ONE of the following Senate candidates listed

below:



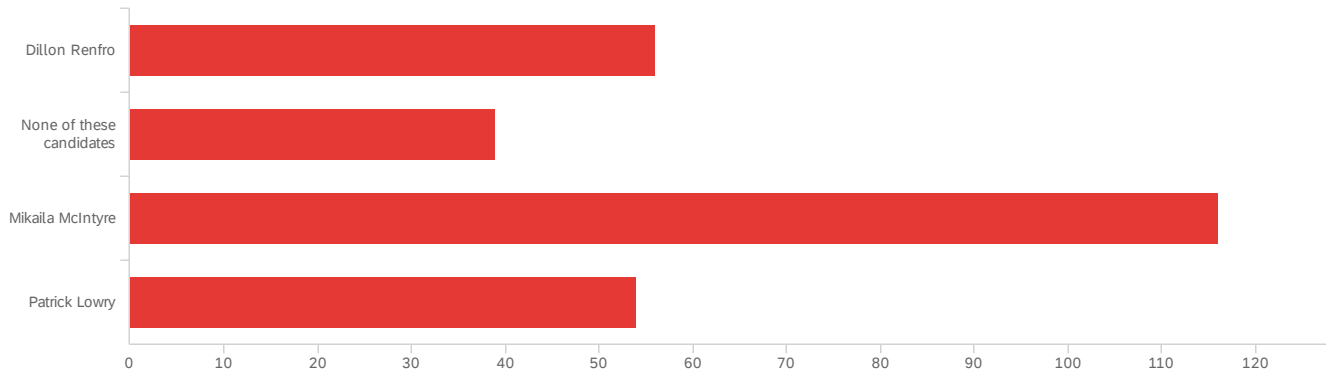
#	Field	Minimum	Maximum	Mean	Std Deviation	Variance	Count
1	College of Science - Please select ONE of the following Senate candidates listed below:	1.00	8.00	1.76	2.17	4.72	185

#	Field	Choice Count
1	Muskan Walia	89.19% 165
8	None of these candidates	10.81% 20
		185

Showing rows 1 - 3 of 3

Q21 - College of Social & Behavioral Science - Please select ONE of the following

Senate candidates listed below:

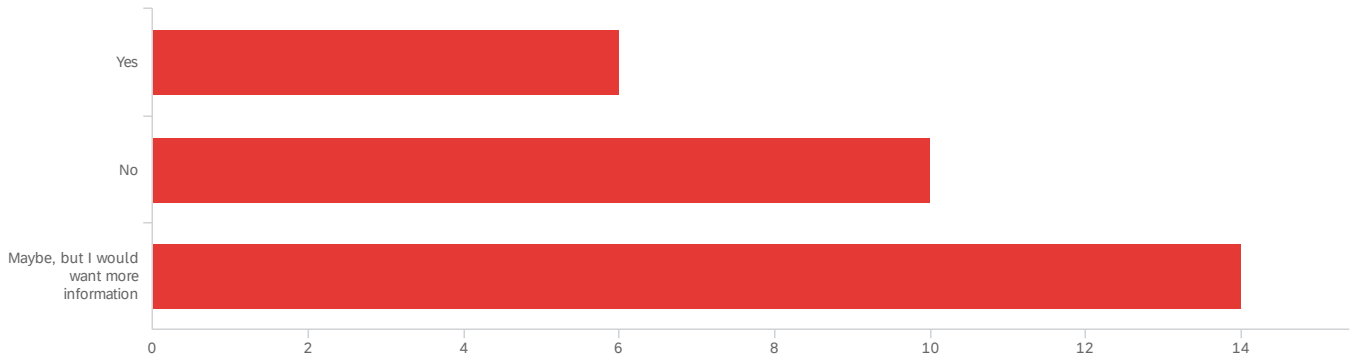


#	Field	Minimum	Maximum	Mean	Std Deviation	Variance	Count
1	College of Social & Behavioral Science - Please select ONE of the following Senate candidates listed below:	1.00	7.00	5.00	2.15	4.63	265

#	Field	Choice Count
1	Dillon Renfro	21.13% 56
5	None of these candidates	14.72% 39
6	Mikaila McIntyre	43.77% 116
7	Patrick Lowry	20.38% 54
		265

Showing rows 1 - 5 of 5

Q22 - There are no candidates filed to run for the College of Social Work Senate seat, meaning the seat will be filled after the election has concluded. Are you interested in potentially serving as the College of Social Work Senator?



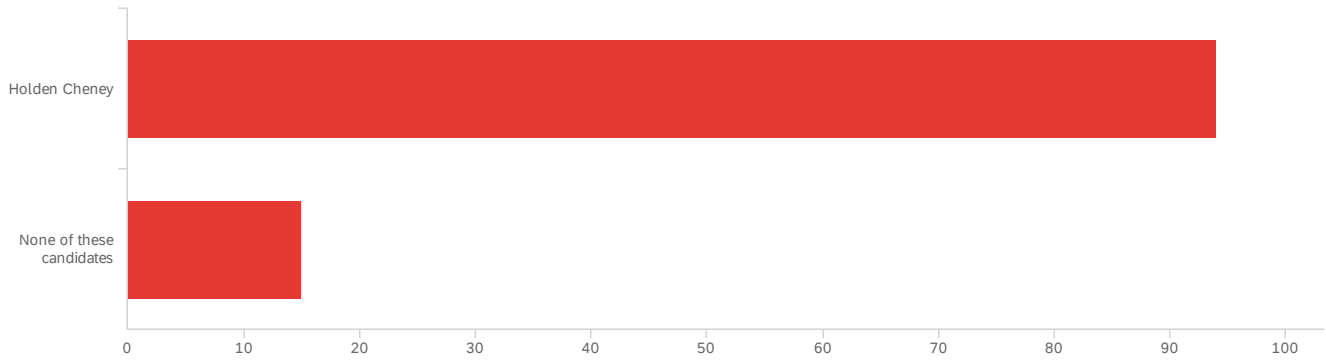
#	Field	Minimum	Maximum	Mean	Std Deviation	Variance	Count
1	There are no candidates filed to run for the College of Social Work Senate seat, meaning the seat will be filled after the election has concluded. Are you interested in potentially serving as the College of Social Work Senator?	3.00	5.00	4.27	0.77	0.60	30

#	Field	Choice Count
3	Yes	20.00% 6
4	No	33.33% 10
5	Maybe, but I would want more information	46.67% 14
		30

Showing rows 1 - 4 of 4

Q23 - Undergraduate Studies - Please select ONE of the following Senate candidates

listed below:



#	Field	Minimum	Maximum	Mean	Std Deviation	Variance	Count
1	Undergraduate Studies - Please select ONE of the following Senate candidates listed below:	1.00	6.00	1.69	1.72	2.97	109

#	Field	Choice Count
1	Holden Cheney	86.24% 94
6	None of these candidates	13.76% 15

109

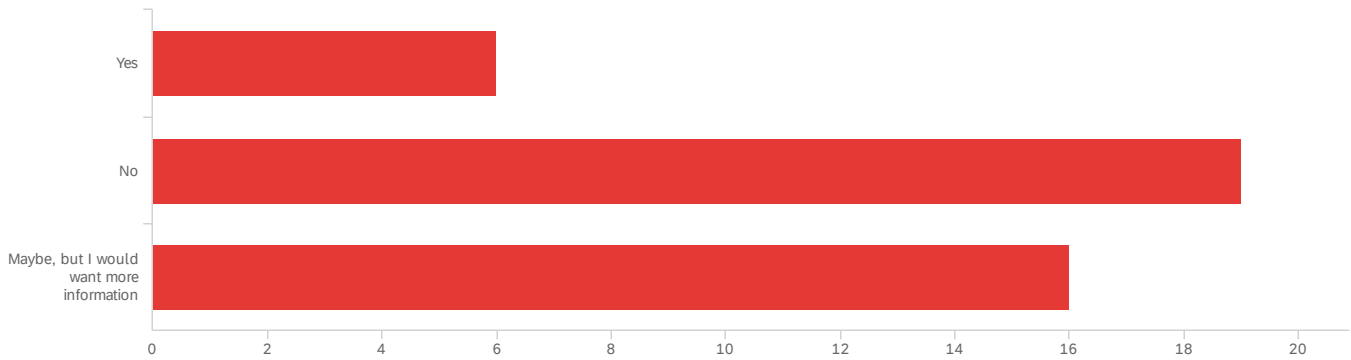
Showing rows 1 - 3 of 3

Q24 - There are no candidates filed to run for the College of Architecture + Planning

Assembly seat, meaning the seat will be filled after the election has concluded. Are you

interested in potentially serving as the College of Architecture + Planning Assembly

Representative?



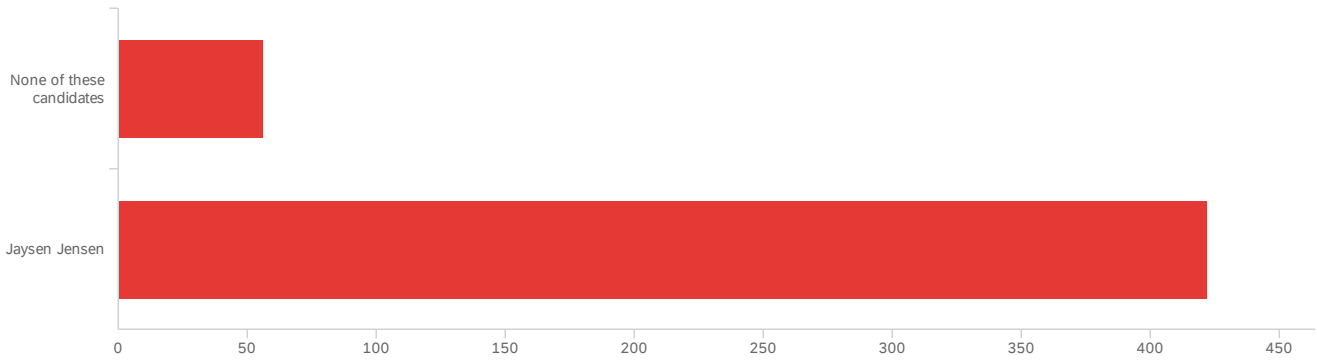
#	Field	Minimum	Maximum	Mean	Std Deviation	Variance	Count
1	There are no candidates filed to run for the College of Architecture + Planning Assembly seat, meaning the seat will be filled after the election has concluded. Are you interested in potentially serving as the College of Architecture + Planning Assembly Representative?	4.00	8.00	6.95	1.31	1.70	41

#	Field	Choice Count
4	Yes	14.63% 6
7	No	46.34% 19
8	Maybe, but I would want more information	39.02% 16
		41

Showing rows 1 - 4 of 4

Q25 - The David Eccles School of Business has four Assembly seats. Please select UP

TO FOUR of the following Assembly candidates listed below:



#	Field	Choice Count
6	None of these candidates	11.72% 56
9	Jaysen Jensen	88.28% 422

478

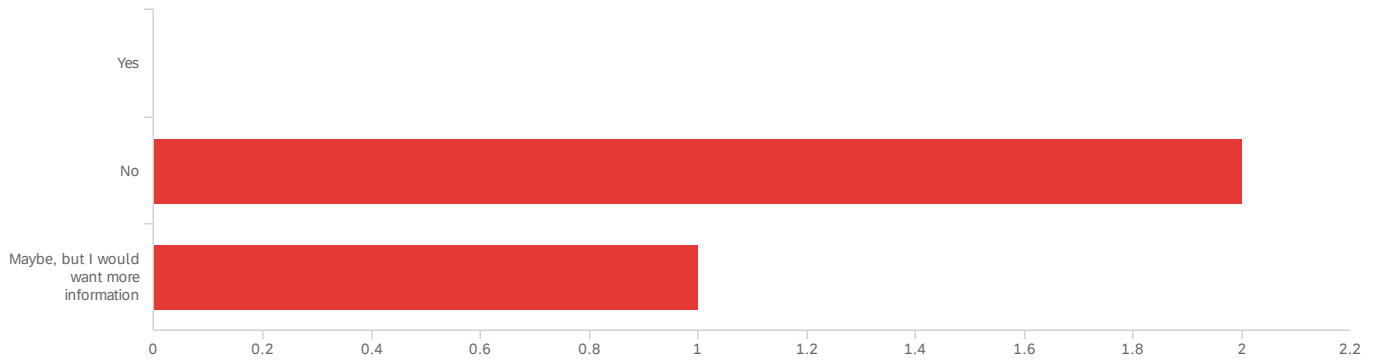
Showing rows 1 - 3 of 3

Q26 - There are no candidates filed to run for the School of Cultural & Social

Transformation Assembly seat, meaning the seat will be filled after the election has

concluded. Are you interested in potentially serving as the School of Cultural & Social

Transformation Assembly Representative?

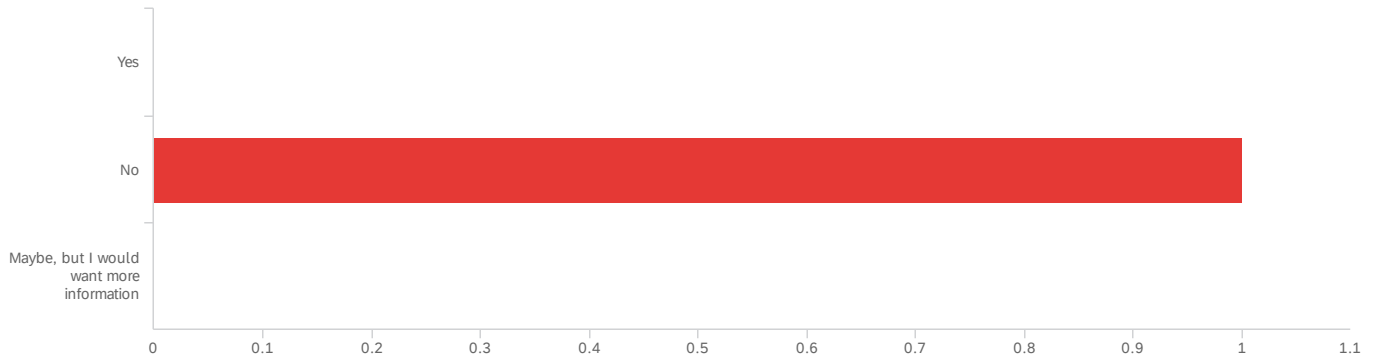


#	Field	Minimum	Maximum	Mean	Std Deviation	Variance	Count
1	There are no candidates filed to run for the School of Cultural & Social Transformation Assembly seat, meaning the seat will be filled after the election has concluded. Are you interested in potentially serving as the School of Cultural & Social Transformation Assembly Representative?	3.00	4.00	3.33	0.47	0.22	3

#	Field	Choice Count
1	Yes	0.00% 0
3	No	66.67% 2
4	Maybe, but I would want more information	33.33% 1
		3

Showing rows 1 - 4 of 4

Q27 - There are no candidates filed to run for the School of Dentistry Assembly seat, meaning the seat will be filled after the election has concluded. Are you interested in potentially serving as the School of Dentistry Assembly Representative?

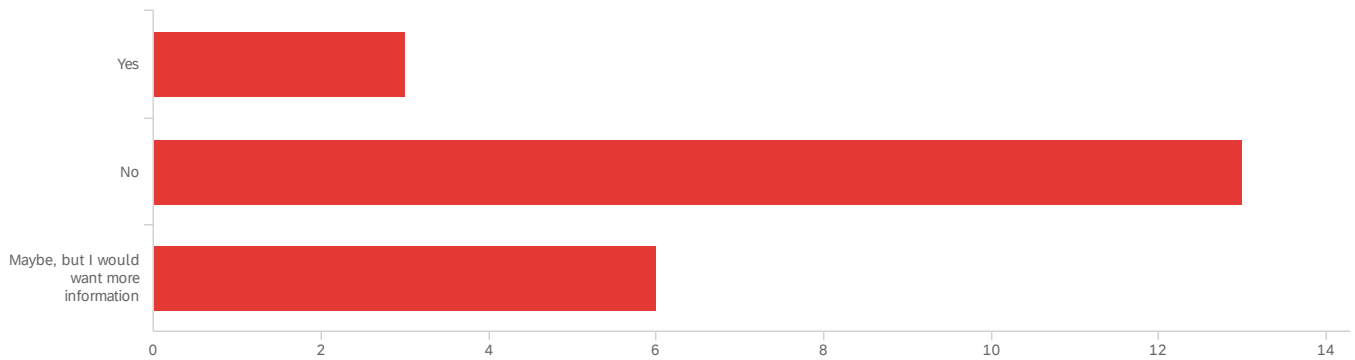


#	Field	Minimum	Maximum	Mean	Std Deviation	Variance	Count
1	There are no candidates filed to run for the School of Dentistry Assembly seat, meaning the seat will be filled after the election has concluded. Are you interested in potentially serving as the School of Dentistry Assembly Representative?	2.00	2.00	2.00	0.00	0.00	1

#	Field	Choice Count
1	Yes	0.00% 0
2	No	100.00% 1
4	Maybe, but I would want more information	0.00% 0
		1

Showing rows 1 - 4 of 4

Q28 - There are no candidates filed to run for the College of Education Assembly seat, meaning the seat will be filled after the election has concluded. Are you interested in potentially serving as the College of Education Assembly Representative?



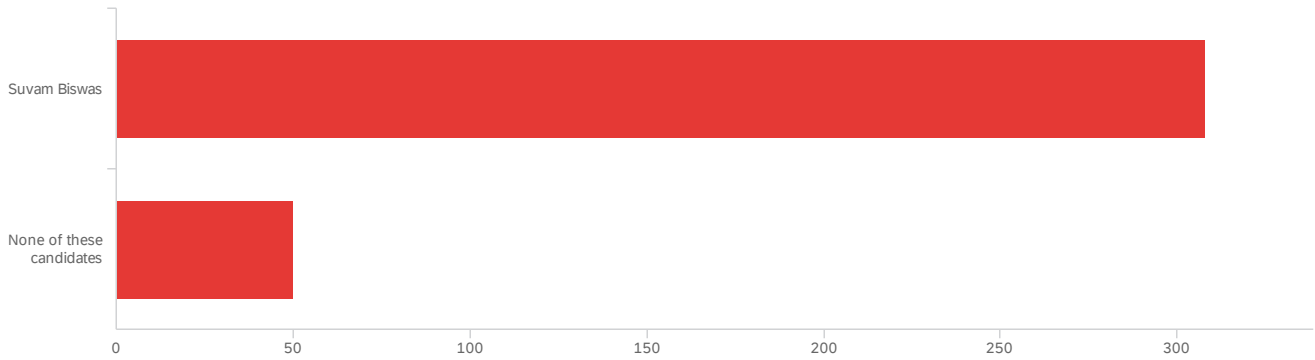
#	Field	Minimum	Maximum	Mean	Std Deviation	Variance	Count
1	There are no candidates filed to run for the College of Education Assembly seat, meaning the seat will be filled after the election has concluded. Are you interested in potentially serving as the College of Education Assembly Representative?	4.00	6.00	5.14	0.62	0.39	22

#	Field	Choice Count
4	Yes	13.64% 3
5	No	59.09% 13
6	Maybe, but I would want more information	27.27% 6
		22

Showing rows 1 - 4 of 4

Q29 - The College of Engineering has five Assembly seats. Please select UP TO FIVE of

the following Assembly candidates listed below:

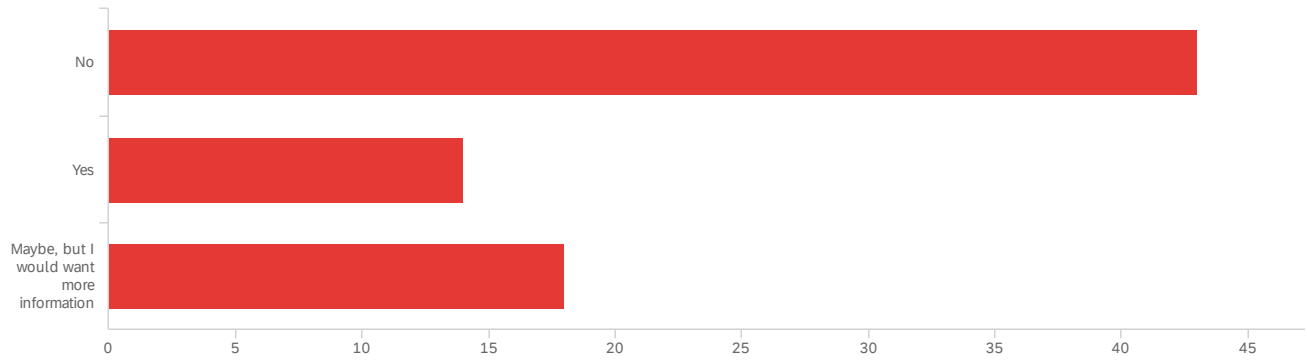


#	Field	Choice Count
5	Suvam Biswas	86.03% 308
7	None of these candidates	13.97% 50

358

Showing rows 1 - 3 of 3

Q30 - There are no candidates filed to run for the two College of Fine Arts Assembly seats, meaning the seats will be filled after the election has concluded. Are you interested in potentially serving as the College of Fine Arts Assembly Representative?

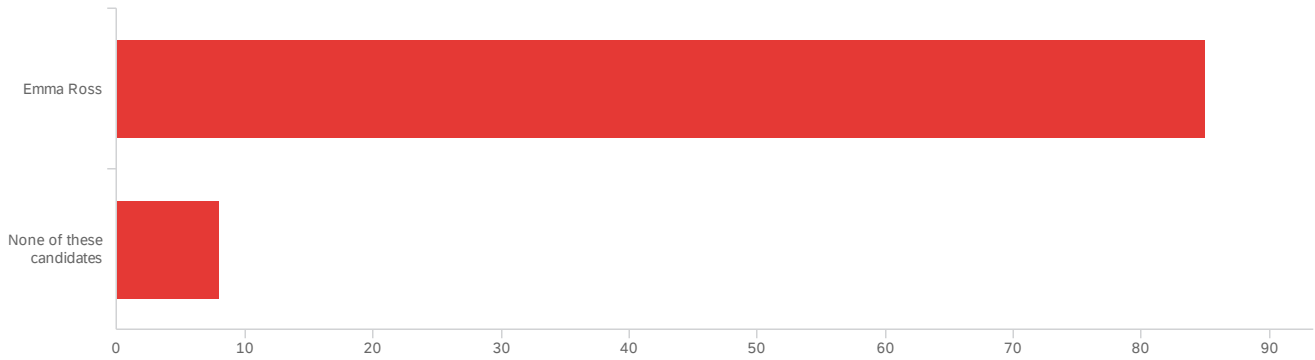


#	Field	Minimum	Maximum	Mean	Std Deviation	Variance	Count
1	There are no candidates filed to run for the two College of Fine Arts Assembly seats, meaning the seats will be filled after the election has concluded. Are you interested in potentially serving as the College of Fine Arts Assembly Representative?	1.00	3.00	1.67	0.84	0.70	75

#	Field	Choice Count
1	No	57.33% 43
2	Yes	18.67% 14
3	Maybe, but I would want more information	24.00% 18
		75

Showing rows 1 - 4 of 4

Q31 - The College of Health Assembly has three Assembly seats. Please select UP TO THREE of the following Assembly candidates below.



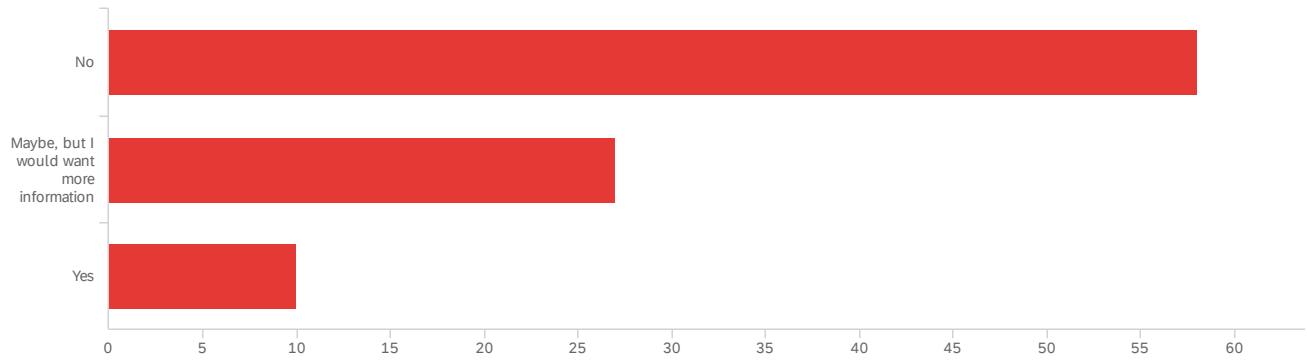
#	Field	Minimum	Maximum	Mean	Std Deviation	Variance	Count
1	The College of Health Assembly has three Assembly seats. Please select UP TO THREE of the following Assembly candidates below.	1.00	4.00	1.26	0.84	0.71	93

#	Field	Choice Count
1	Emma Ross	91.40% 85
4	None of these candidates	8.60% 8

93

Showing rows 1 - 3 of 3

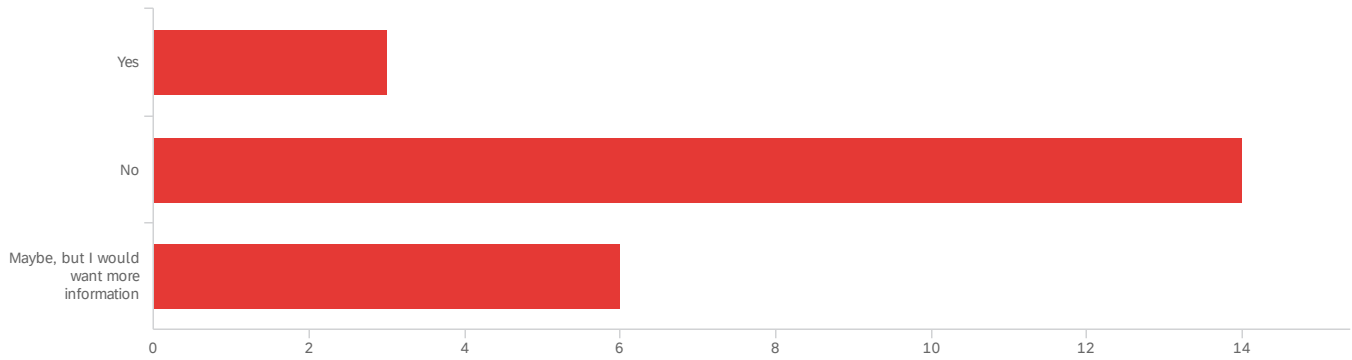
Q32 - There are no candidates filed to run for the two College of Humanities Assembly seats, meaning the seats will be filled after the election has concluded. Are you interested in potentially serving as the College of Health Assembly Representative?



#	Field	Choice Count
1	No	61.05% 58
3	Maybe, but I would want more information	28.42% 27
4	Yes	10.53% 10
		95

Showing rows 1 - 4 of 4

Q33 - There are no candidates filed to run for the S.J. Quinney College of Law Assembly seat, meaning the seat will be filled after the election has concluded. Are you interested in potentially serving as the S.J. Quinney College of Law Assembly Representative?

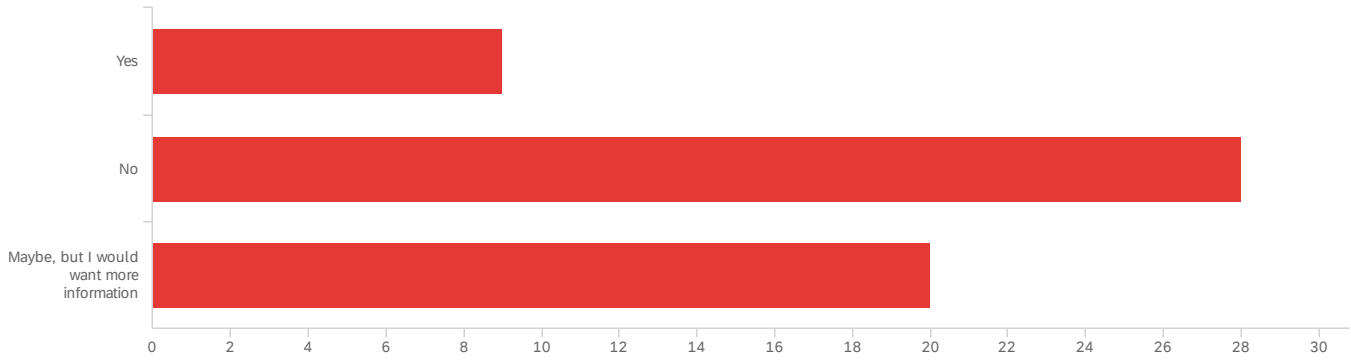


#	Field	Minimum	Maximum	Mean	Std Deviation	Variance	Count
1	There are no candidates filed to run for the S.J. Quinney College of Law Assembly seat, meaning the seat will be filled after the election has concluded. Are you interested in potentially serving as the S.J. Quinney College of Law Assembly Representative?	4.00	6.00	5.13	0.61	0.37	23

#	Field	Choice Count
4	Yes	13.04% 3
5	No	60.87% 14
6	Maybe, but I would want more information	26.09% 6
		23

Showing rows 1 - 4 of 4

Q34 - There are no candidates filed to run for the two School of Medicine Assembly seats, meaning these seats will be filled after the election has concluded. Are you interested in potentially serving as one of the School of Medicine Assembly Representatives?



#	Field	Minimum	Maximum	Mean	Std Deviation	Variance	Count
1	There are no candidates filed to run for the two School of Medicine Assembly seats, meaning these seats will be filled after the election has concluded. Are you interested in potentially serving as one of the School of Medicine Assembly Representatives?	4.00	6.00	5.19	0.69	0.47	57

#	Field	Choice Count
4	Yes	15.79% 9
5	No	49.12% 28
6	Maybe, but I would want more information	35.09% 20
		57

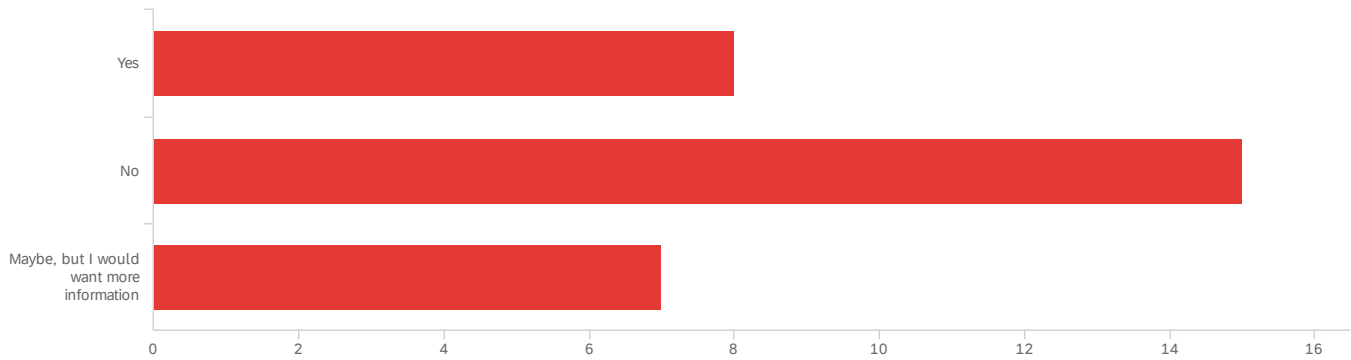
Showing rows 1 - 4 of 4

Q35 - There are no candidates filed to run for the College of Mines & Earth Sciences

Assembly seat, meaning the seat will be filled after the election has concluded. Are you

interested in potentially serving as the College of Mines & Earth Sciences Assembly

Representative?

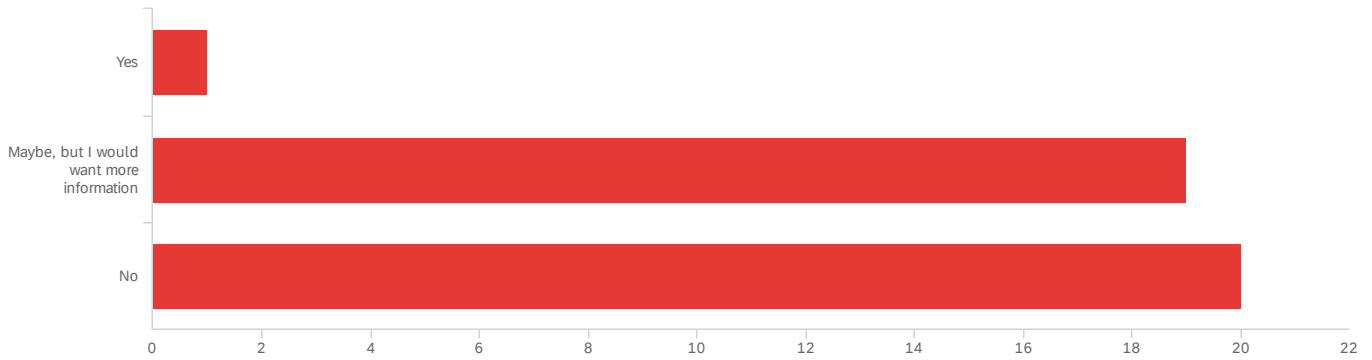


#	Field	Minimum	Maximum	Mean	Std Deviation	Variance	Count
1	There are no candidates filed to run for the College of Mines & Earth Sciences Assembly seat, meaning the seat will be filled after the election has concluded. Are you interested in potentially serving as the College of Mines & Earth Sciences Assembly Representative?	3.00	5.00	3.97	0.71	0.50	30

#	Field	Choice Count
3	Yes	26.67% 8
4	No	50.00% 15
5	Maybe, but I would want more information	23.33% 7
		30

Showing rows 1 - 4 of 4

Q36 - There are no candidates filed to run for the College of Nursing Assembly seat, meaning the seat will be filled after the election has concluded. Are you interested in potentially serving as the College of Nursing Assembly Representative?

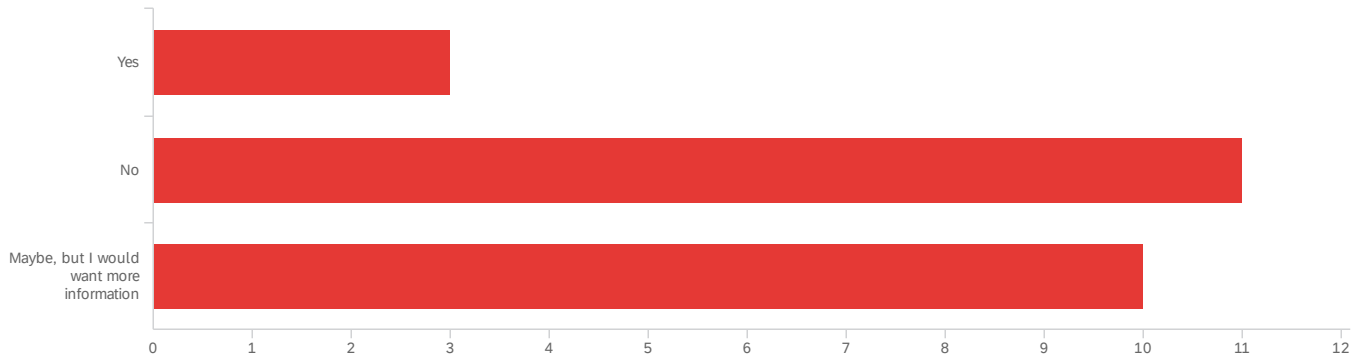


#	Field	Minimum	Maximum	Mean	Std Deviation	Variance	Count
1	There are no candidates filed to run for the College of Nursing Assembly seat, meaning the seat will be filled after the election has concluded. Are you interested in potentially serving as the College of Nursing Assembly Representative?	3.00	6.00	5.45	0.63	0.40	40

#	Field	Choice Count
3	Yes	2.50% 1
5	Maybe, but I would want more information	47.50% 19
6	No	50.00% 20
		40

Showing rows 1 - 4 of 4

Q37 - There are no candidates filed to run for the College of Pharmacy Assembly seat, meaning the seat will be filled after the election has concluded. Are you interested in potentially serving as the College of Pharmacy Assembly Representative?



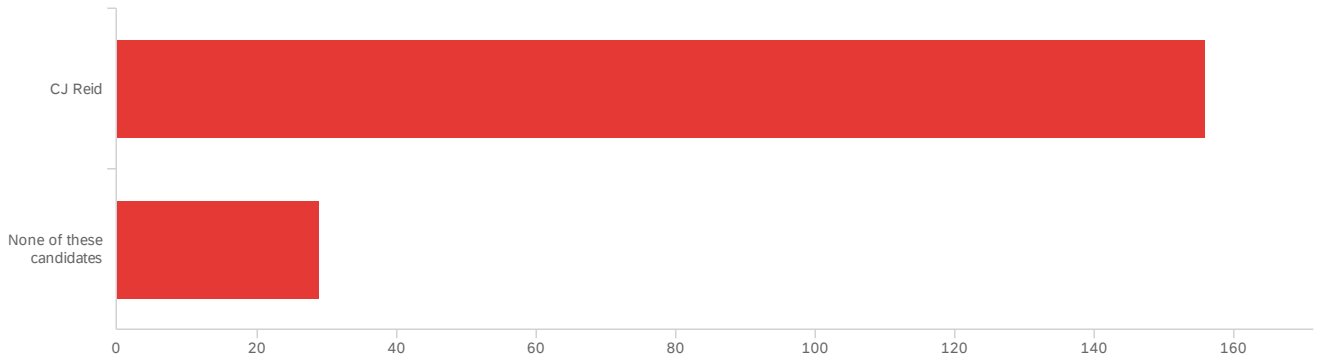
#	Field	Minimum	Maximum	Mean	Std Deviation	Variance	Count
1	There are no candidates filed to run for the College of Pharmacy Assembly seat, meaning the seat will be filled after the election has concluded. Are you interested in potentially serving as the College of Pharmacy Assembly Representative?	1.00	5.00	4.04	1.24	1.54	24

#	Field	Choice Count
1	Yes	12.50% 3
4	No	45.83% 11
5	Maybe, but I would want more information	41.67% 10
		24

Showing rows 1 - 4 of 4

Q38 - The College of Science has three Assembly seats. Please select UP TO THREE of

the following Assembly candidates listed below:



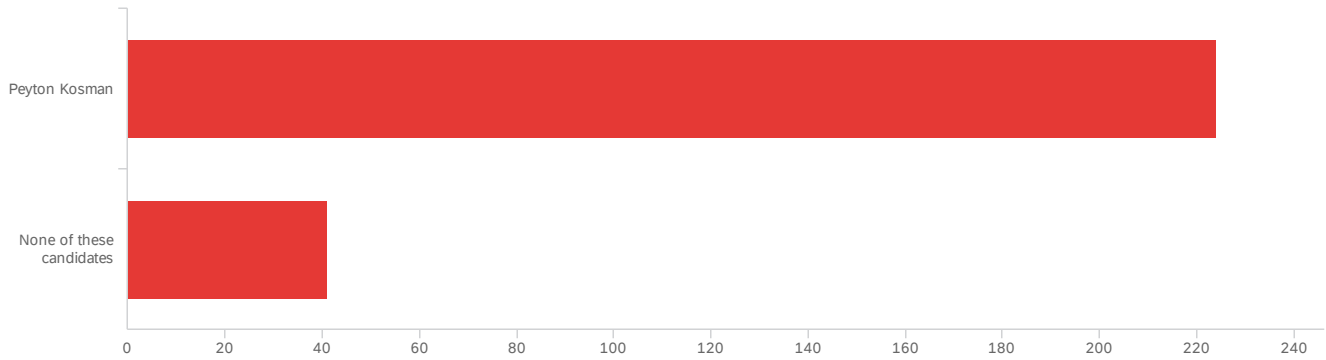
#	Field	Choice Count
2	CJ Reid	84.32% 156
6	None of these candidates	15.68% 29

185

Showing rows 1 - 3 of 3

Q39 - The College of Social & Behavioral Science has four Assembly seats. Please

select UP TO FOUR of the following Assembly candidates listed below:

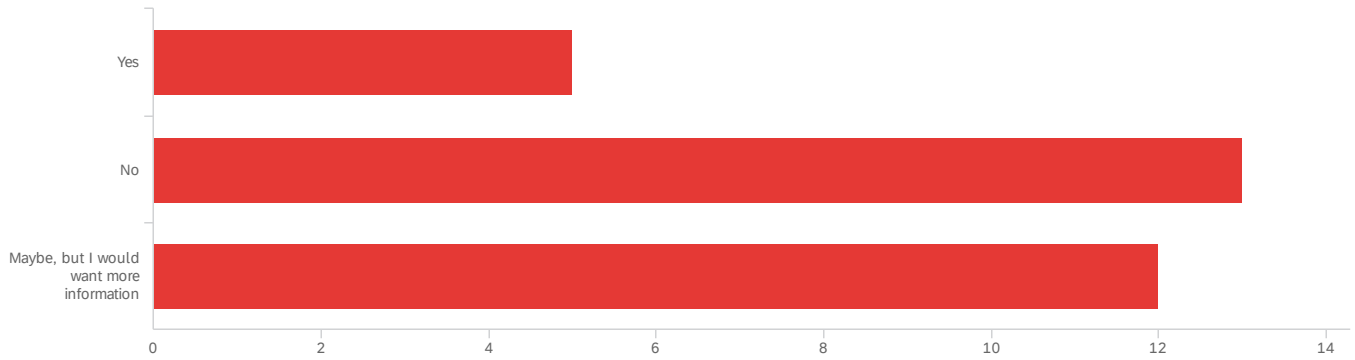


#	Field	Choice Count
3	Peyton Kosman	84.53% 224
6	None of these candidates	15.47% 41

265

Showing rows 1 - 3 of 3

Q40 - There are no candidates filed to run for the College of Social Work Assembly seat, meaning the seat will be filled after the election has concluded. Are you interested in potentially serving as the College of Social Work Assembly Representative?

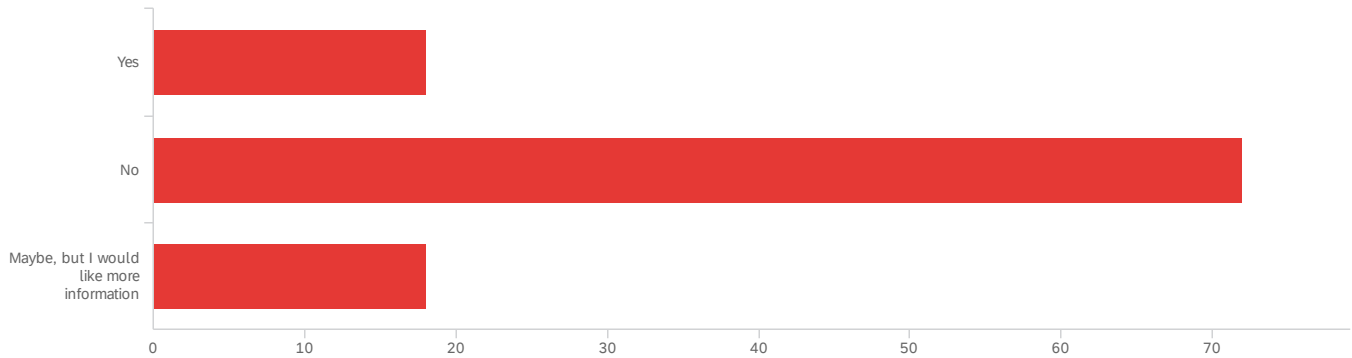


#	Field	Minimum	Maximum	Mean	Std Deviation	Variance	Count
1	There are no candidates filed to run for the College of Social Work Assembly seat, meaning the seat will be filled after the election has concluded. Are you interested in potentially serving as the College of Social Work Assembly Representative?	1.00	3.00	2.23	0.72	0.51	30

#	Field	Choice Count
1	Yes	16.67% 5
2	No	43.33% 13
3	Maybe, but I would want more information	40.00% 12
		30

Showing rows 1 - 4 of 4

Q41 - There are no candidates filed to run for the two Undergraduate Studies Assembly seats, meaning the seats will be filled after the election has concluded. Are you interested in potentially serving as one of the Undergraduate Studies Assembly Representatives?



#	Field	Minimum	Maximum	Mean	Std Deviation	Variance	Count
1	There are no candidates filed to run for the two Undergraduate Studies Assembly seats, meaning the seats will be filled after the election has concluded. Are you interested in potentially serving as one of the Undergraduate Studies Assembly Representatives?	2.00	7.00	5.50	1.61	2.58	108

#	Field	Choice Count
2	Yes	16.67% 18
6	No	66.67% 72
7	Maybe, but I would like more information	16.67% 18
		108

Showing rows 1 - 4 of 4

End of Report

