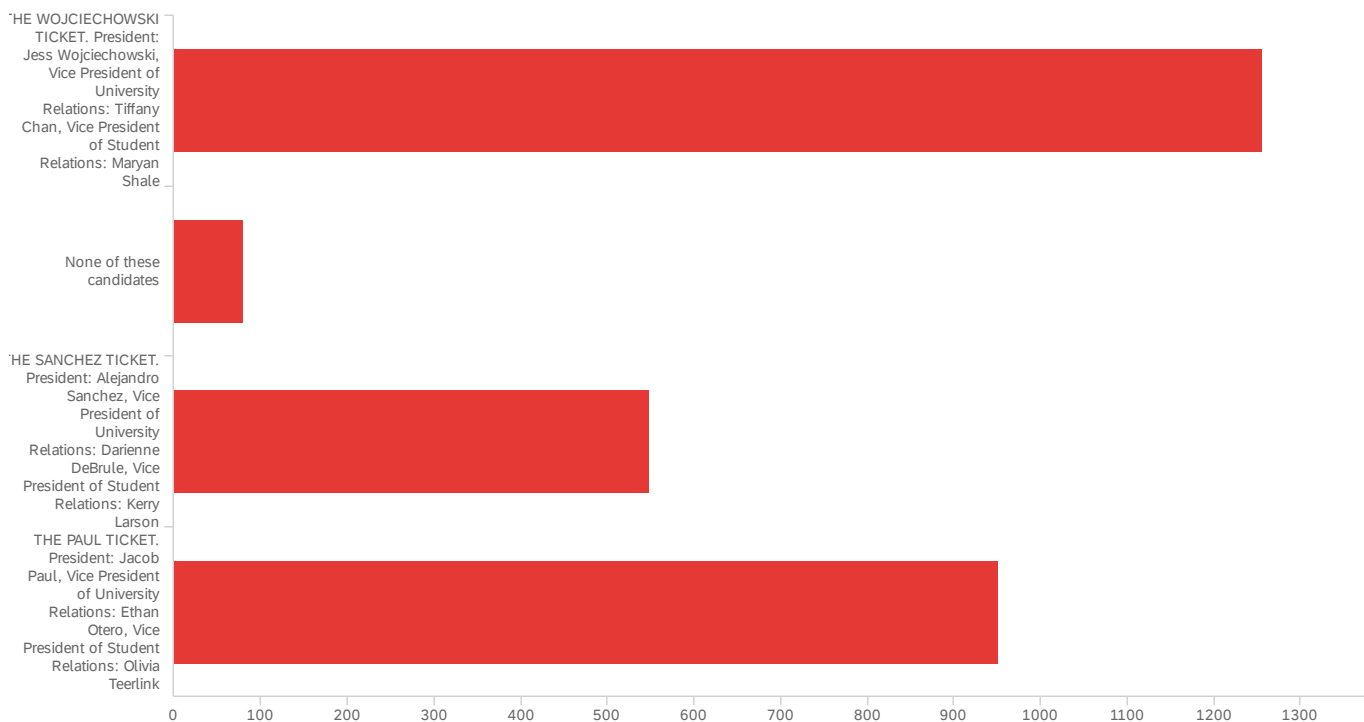


Default Report

2021 ASUU Elections Voting

February 25, 2021 5:25 PM MST

Q3 - Please select ONE of the following presidential tickets listed below:

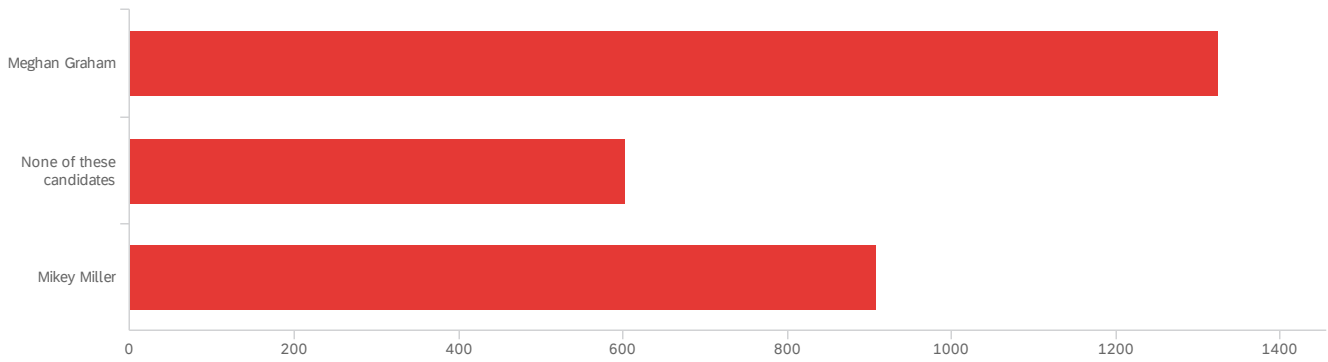


#	Field	Minimum	Maximum	Mean	Std Deviation	Variance	Count
1	Please select ONE of the following presidential tickets listed below:	1.00	5.00	2.76	1.76	3.08	2,837

#	Field	Choice Count
1	THE WOJCIECHOWSKI TICKET. President: Jess Wojciechowski, Vice President of University Relations: Tiffany Chan, Vice President of Student Relations: Maryan Shale	44.27% 1256
2	None of these candidates	2.82% 80
3	THE SANCHEZ TICKET. President: Alejandro Sanchez, Vice President of University Relations: Darienne DeBrule, Vice President of Student Relations: Kerry Larson	19.35% 549
5	THE PAUL TICKET. President: Jacob Paul, Vice President of University Relations: Ethan Otero, Vice President of Student Relations: Olivia Teertink	33.56% 952

Showing rows 1 - 5 of 5

Q4 - Please select ONE of the following Attorney General candidates listed below:



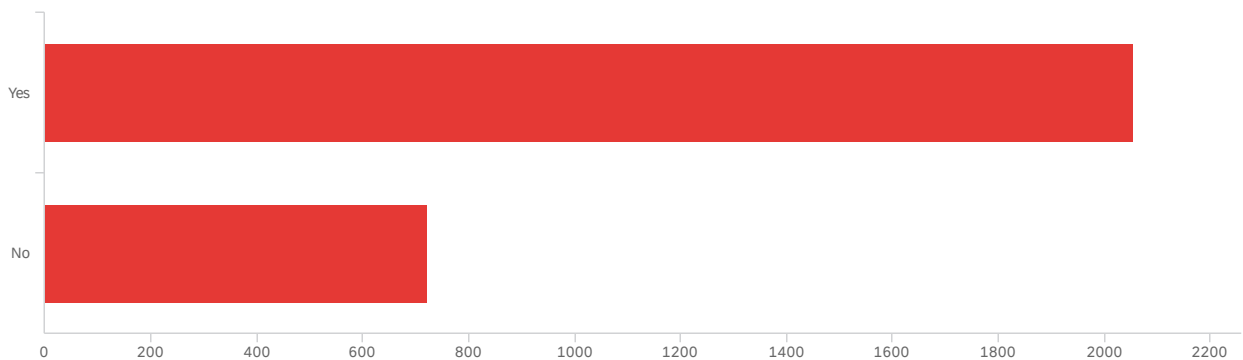
#	Field	Minimum	Maximum	Mean	Std Deviation	Variance	Count
1	Please select ONE of the following Attorney General candidates listed below:	1.00	3.00	1.85	0.88	0.77	2,837

#	Field	Choice Count
1	Meghan Graham	46.70% 1325
2	None of these candidates	21.25% 603
3	Mikey Miller	32.04% 909
		2837

Showing rows 1 - 4 of 4

Q41 - ASUU Constitution Referendum: Presidency Credit Requirements Vote Yes or No

on the proposed ASUU Constitutional Change: The ASUU President, Vice President of University Relations, and Vice President of Student Relations are each required to complete at least three semesters, or the equivalent, at a post-secondary institution of higher education prior to the day of taking office. Dual enrollment, AP, IB, and CLEP credits will not count as part of the semester requirement. This change adjusts the current eligibility requirements to run for ASUU President, Vice President of University Relations, and Vice President of Student Relations. The ASUU Constitution currently requires all three of those positions to have completed 45 credit hours prior to the elections filing deadline, and contains no language relating to dual enrollment, AP, IB, and CLEP credits.



#	Field	Minimum	Maximum	Mean	Std Deviation	Variance	Count
---	-------	---------	---------	------	---------------	----------	-------

#	Field	Minimum	Maximum	Mean	Std Deviation	Variance	Count
1	ASUU Constitution Referendum: Presidency Credit Requirements Vote Yes or No on the proposed ASUU Constitutional Change: The ASUU President, Vice President of University Relations, and Vice President of Student Relations are each required to complete at least three semesters, or the equivalent, at a post-secondary institution of higher education prior to the day of taking office. Dual enrollment, AP, IB, and CLEP credits will not count as part of the semester requirement. This change adjusts the current eligibility requirements to run for ASUU President, Vice President of University Relations, and Vice President of Student Relations. The ASUU Constitution currently requires all three of those positions to have completed 45 credit hours prior to the elections filing deadline, and contains no language relating to dual enrollment, AP, IB, and CLEP credits.	1.00	2.00	1.26	0.44	0.19	2,777

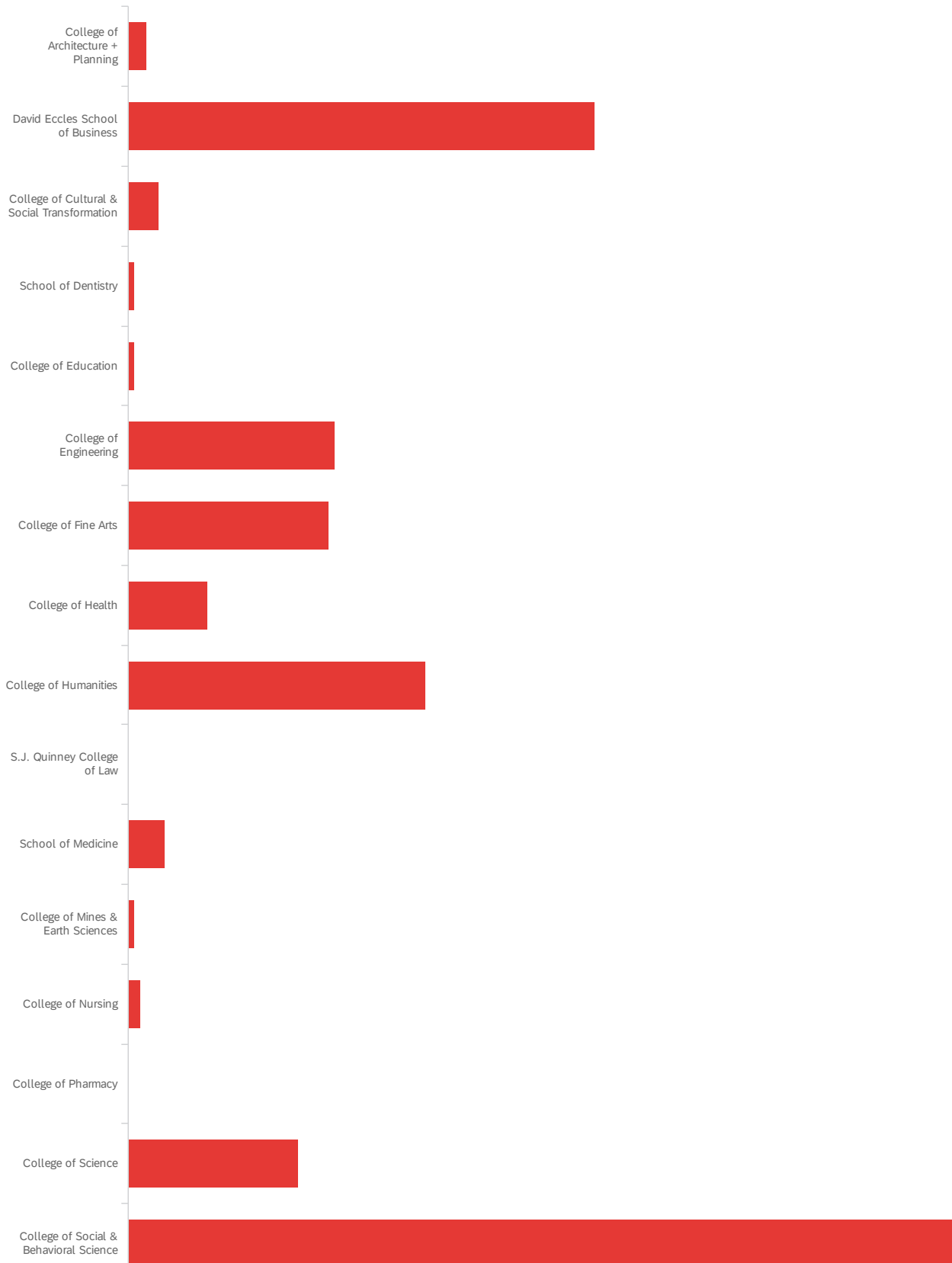
#	Field	Choice Count
1	Yes	74.00% 2055
2	No	26.00% 722

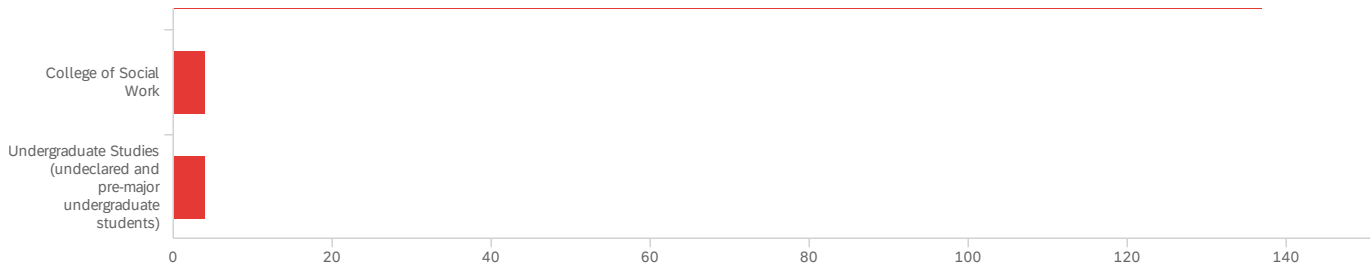
2777

Showing rows 1 - 3 of 3

Q5 - Below are listed all of the colleges in which you are eligible to vote for ASUU

legislative candidates. Please select ONE college for which you would like to vote:





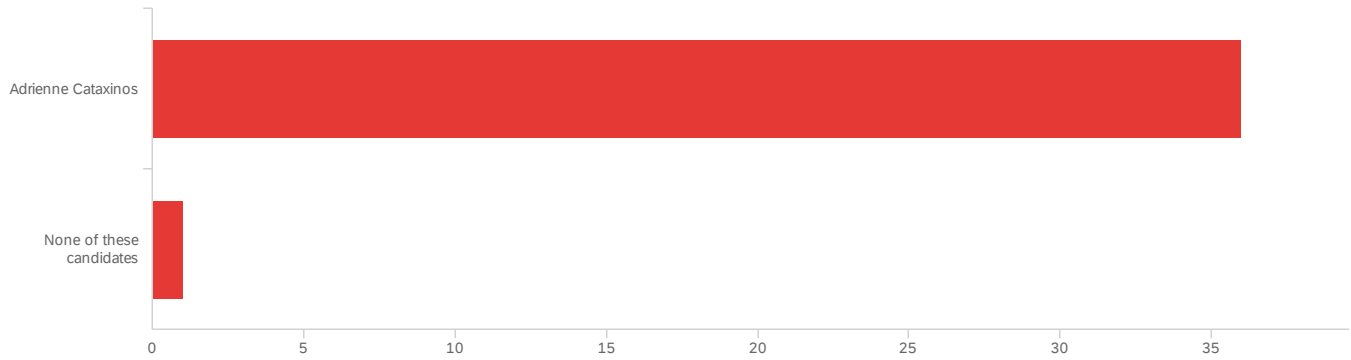
#	Field	Minimum	Maximum	Mean	Std Deviation	Variance	Count
1	Below are listed all of the colleges in which you are eligible to vote for ASUU legislative candidates. Please select ONE college for which you would like to vote:	1.00	18.00	10.09	5.61	31.48	398

#	Field	Choice Count
1	College of Architecture + Planning	0.75% 3
2	David Eccles School of Business	19.35% 77
3	College of Cultural & Social Transformation	1.26% 5
4	School of Dentistry	0.25% 1
5	College of Education	0.25% 1
6	College of Engineering	8.54% 34
7	College of Fine Arts	8.29% 33
8	College of Health	3.27% 13
9	College of Humanities	12.31% 49
10	S.J. Quinney College of Law	0.00% 0
11	School of Medicine	1.51% 6
12	College of Mines & Earth Sciences	0.25% 1
13	College of Nursing	0.50% 2
14	College of Pharmacy	0.00% 0
15	College of Science	7.04% 28
16	College of Social & Behavioral Science	34.42% 137
17	College of Social Work	1.01% 4
18	Undergraduate Studies (undeclared and pre-major undergraduate students)	1.01% 4

Showing rows 1 - 19 of 19

Q6 - College of Architecture + Planning - Please select ONE of the following Senate

candidates listed below:



#	Field	Minimum	Maximum	Mean	Std Deviation	Variance	Count
1	College of Architecture + Planning - Please select ONE of the following Senate candidates listed below:	1.00	2.00	1.03	0.16	0.03	37

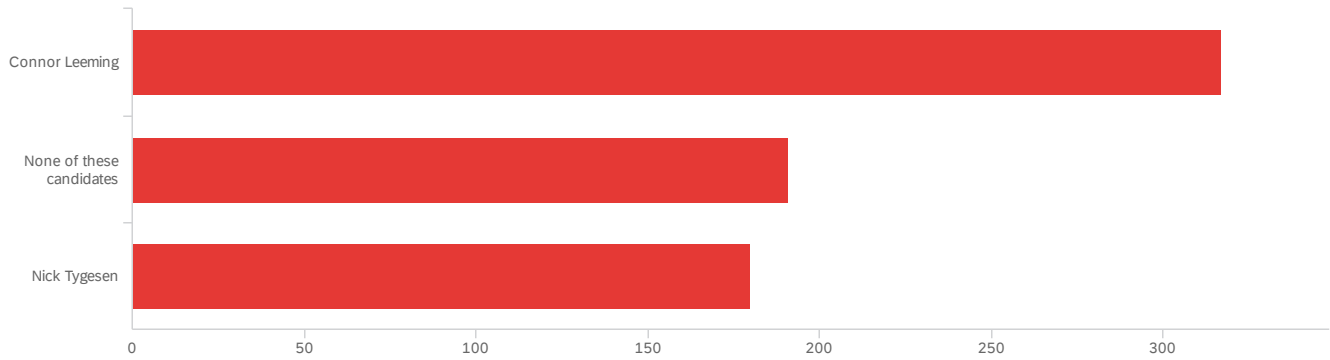
#	Field	Choice Count
1	Adrienne Cataxinos	97.30% 36
2	None of these candidates	2.70% 1

37

Showing rows 1 - 3 of 3

Q7 - David Eccles School of Business - Please select ONE of the following Senate

candidates listed below:



#	Field	Minimum	Maximum	Mean	Std Deviation	Variance	Count
1	David Eccles School of Business - Please select ONE of the following Senate candidates listed below:	3.00	6.00	4.34	1.29	1.67	688

#	Field	Choice Count
3	Connor Leeming	46.08% 317
5	None of these candidates	27.76% 191
6	Nick Tygesen	26.16% 180
		688

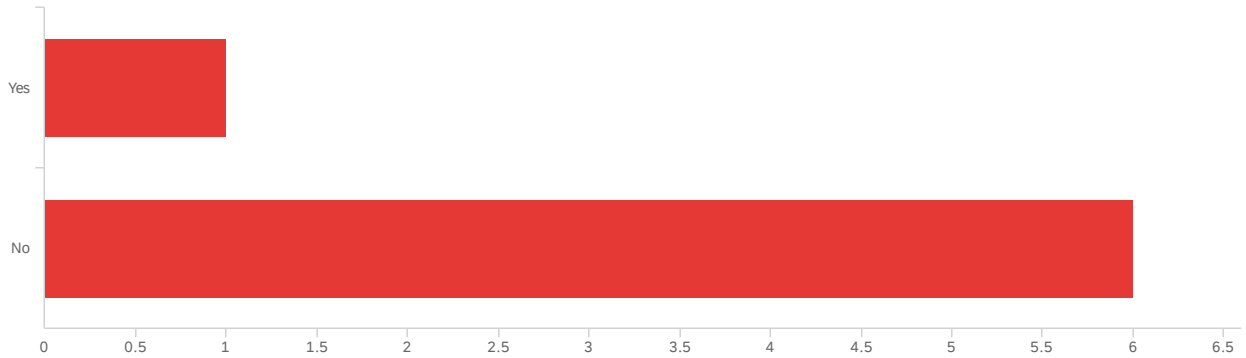
Showing rows 1 - 4 of 4

Q8 - There are no candidates filed to run for the College of Cultural & Social

Transformation Senate seat, meaning the seat will be filled after the election has

concluded. Are you interested in potentially serving as the College of Cultural & Social

Transformation Senator?



#	Field	Minimum	Maximum	Mean	Std Deviation	Variance	Count
1	There are no candidates filed to run for the College of Cultural & Social Transformation Senate seat, meaning the seat will be filled after the election has concluded. Are you interested in potentially serving as the College of Cultural & Social Transformation Senator?	1.00	3.00	2.71	0.70	0.49	7

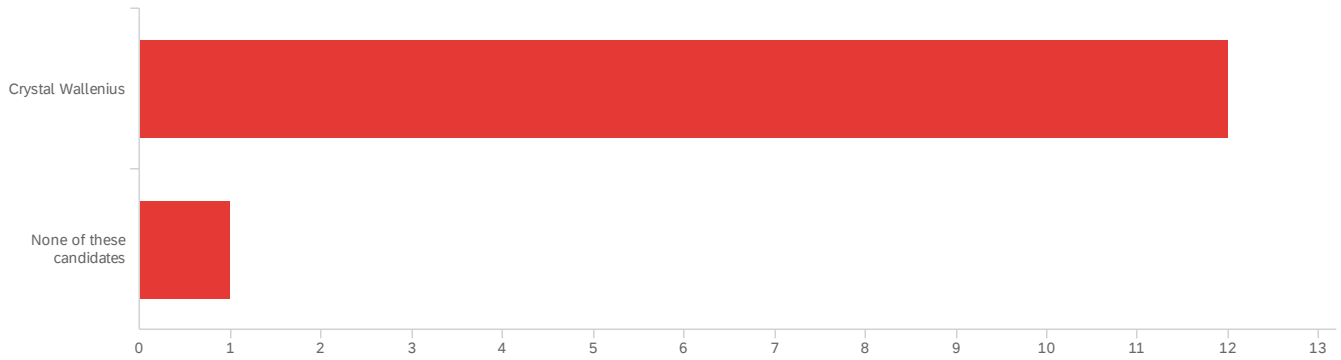
#	Field	Choice Count
1	Yes	14.29% 1
3	No	85.71% 6

7

Showing rows 1 - 3 of 3

Q9 - School of Dentistry - Please select ONE of the following Senate candidates listed

below:



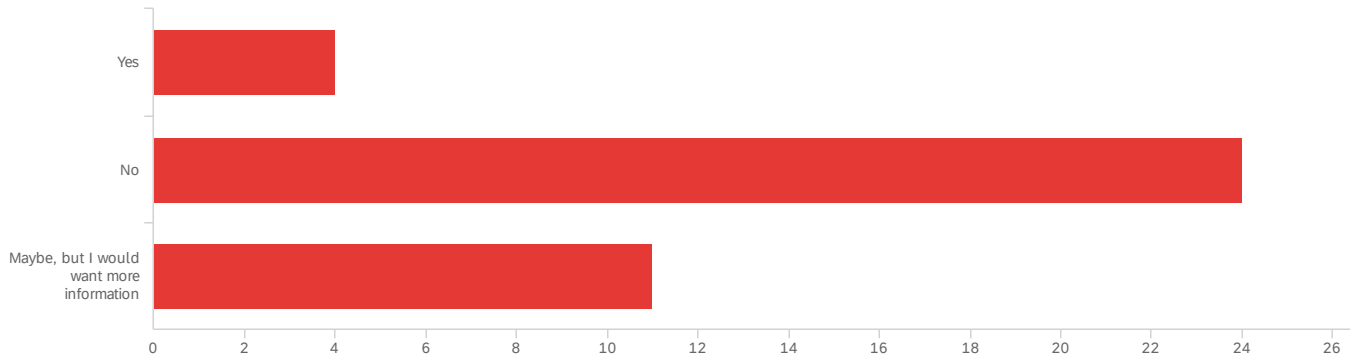
#	Field	Minimum	Maximum	Mean	Std Deviation	Variance	Count
1	School of Dentistry - Please select ONE of the following Senate candidates listed below:	3.00	4.00	3.08	0.27	0.07	13

#	Field	Choice Count
3	Crystal Wallenius	92.31% 12
4	None of these candidates	7.69% 1

13

Showing rows 1 - 3 of 3

Q10 - There are no candidates filed to run for the College of Education Senate seat, meaning the seat will be filled after the election has concluded. Are you interested in potentially serving as the College of Education Senator?



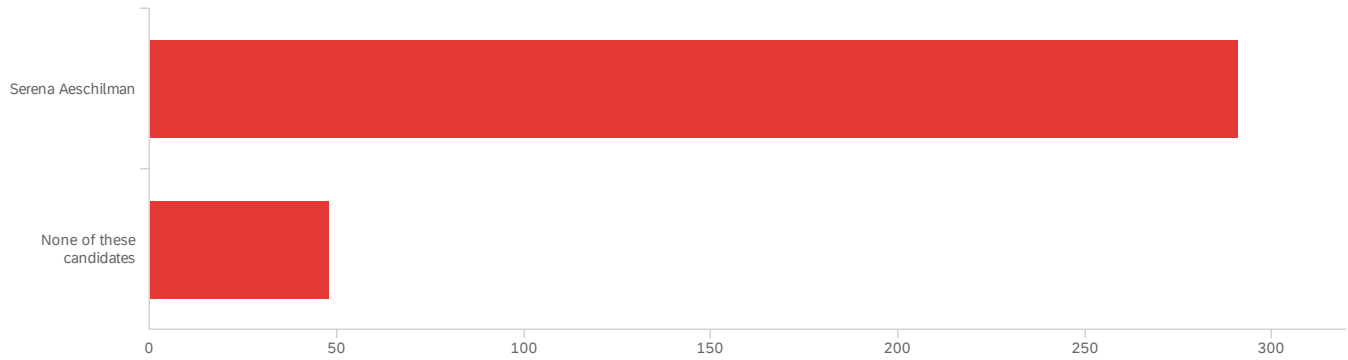
#	Field	Minimum	Maximum	Mean	Std Deviation	Variance	Count
1	There are no candidates filed to run for the College of Education Senate seat, meaning the seat will be filled after the election has concluded. Are you interested in potentially serving as the College of Education Senator?	3.00	5.00	4.18	0.59	0.35	39

#	Field	Choice Count
3	Yes	10.26% 4
4	No	61.54% 24
5	Maybe, but I would want more information	28.21% 11
		39

Showing rows 1 - 4 of 4

Q11 - College of Engineering - Please select ONE of the following Senate candidates

listed below:

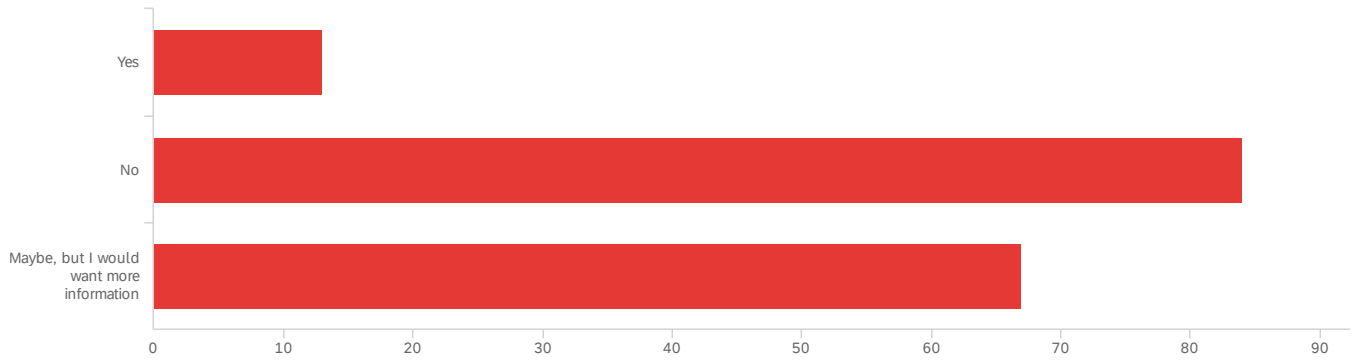


#	Field	Minimum	Maximum	Mean	Std Deviation	Variance	Count
1	College of Engineering - Please select ONE of the following Senate candidates listed below:	1.00	3.00	1.28	0.70	0.49	339

#	Field	Choice Count
1	Serena Aeschilman	85.84% 291
3	None of these candidates	14.16% 48
		339

Showing rows 1 - 3 of 3

Q12 - There are no candidates filed to run for the College of Fine Arts Senate seat, meaning the seat will be filled after the election has concluded. Are you interested in potentially serving as the College of Fine Arts Senator?

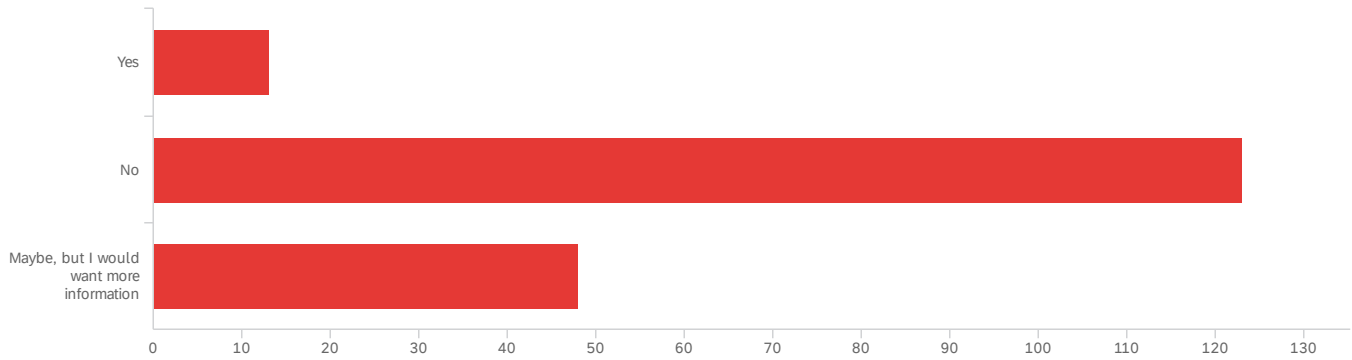


#	Field	Minimum	Maximum	Mean	Std Deviation	Variance	Count
1	There are no candidates filed to run for the College of Fine Arts Senate seat, meaning the seat will be filled after the election has concluded. Are you interested in potentially serving as the College of Fine Arts Senator?	1.00	5.00	4.17	1.05	1.09	164

#	Field	Choice Count
1	Yes	7.93% 13
4	No	51.22% 84
5	Maybe, but I would want more information	40.85% 67
		164

Showing rows 1 - 4 of 4

Q13 - There are no candidates filed to run for the College of Health Senate seat, meaning the seat will be filled after the election has concluded. Are you interested in potentially serving as the College of Health Senator?



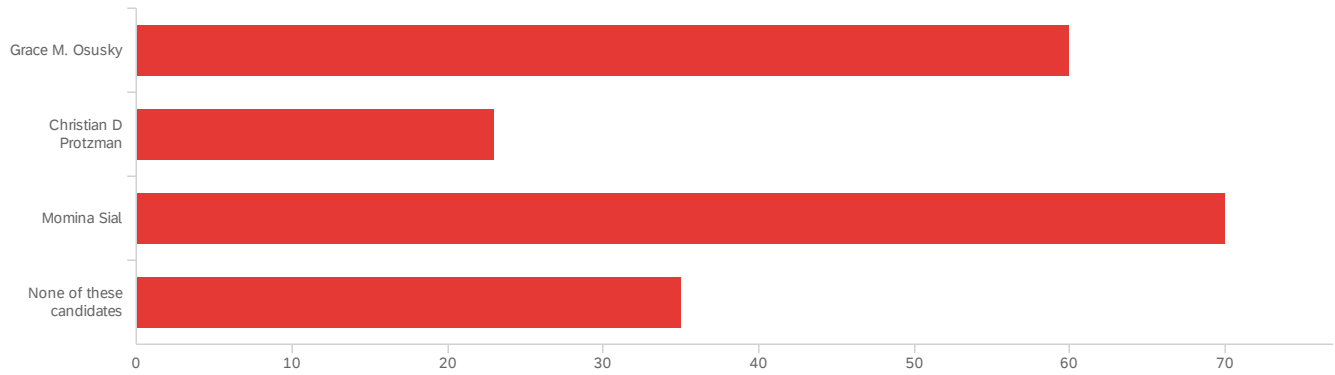
#	Field	Minimum	Maximum	Mean	Std Deviation	Variance	Count
1	There are no candidates filed to run for the College of Health Senate seat, meaning the seat will be filled after the election has concluded. Are you interested in potentially serving as the College of Health Senator?	3.00	5.00	4.19	0.54	0.30	184

#	Field	Choice Count
3	Yes	7.07% 13
4	No	66.85% 123
5	Maybe, but I would want more information	26.09% 48
		184

Showing rows 1 - 4 of 4

Q14 - College of Humanities - Please select ONE of the following Senate candidates

listed below:

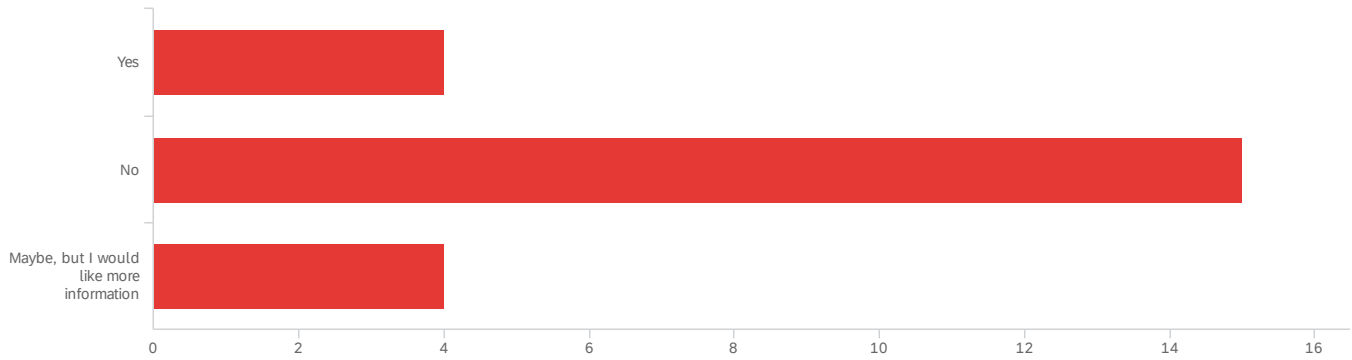


#	Field	Minimum	Maximum	Mean	Std Deviation	Variance	Count
1	College of Humanities - Please select ONE of the following Senate candidates listed below:	4.00	7.00	5.43	1.12	1.26	188

#	Field	Choice Count
4	Grace M. Osusky	31.91% 60
5	Christian D Protzman	12.23% 23
6	Momina Sial	37.23% 70
7	None of these candidates	18.62% 35
		188

Showing rows 1 - 5 of 5

Q15 - There are no candidates filed to run for the S.J. Quinney College of Law Senate seat, meaning the seat will be filled after the election has concluded. Are you interested in potentially serving as the S.J. Quinney College of Law Senator?

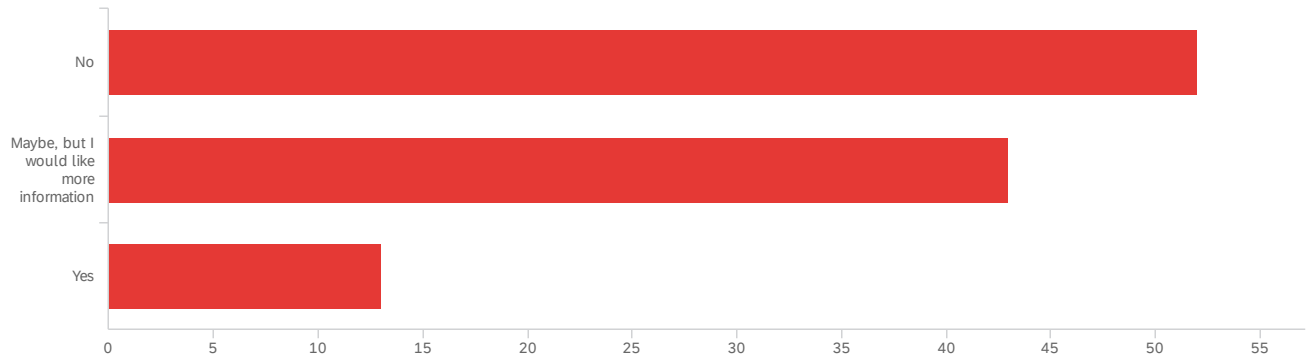


#	Field	Minimum	Maximum	Mean	Std Deviation	Variance	Count
1	There are no candidates filed to run for the S.J. Quinney College of Law Senate seat, meaning the seat will be filled after the election has concluded. Are you interested in potentially serving as the S.J. Quinney College of Law Senator?	1.00	4.00	2.83	0.92	0.84	23

#	Field	Choice Count
1	Yes	17.39% 4
3	No	65.22% 15
4	Maybe, but I would like more information	17.39% 4
		23

Showing rows 1 - 4 of 4

Q16 - There are no candidates filed to run for the School of Medicine Senate seat, meaning the seat will be filled after the election has concluded. Are you interested in potentially serving as the School of Medicine Senator?



#	Field	Minimum	Maximum	Mean	Std Deviation	Variance	Count
1	There are no candidates filed to run for the School of Medicine Senate seat, meaning the seat will be filled after the election has concluded. Are you interested in potentially serving as the School of Medicine Senator?	2.00	4.00	2.64	0.69	0.47	108

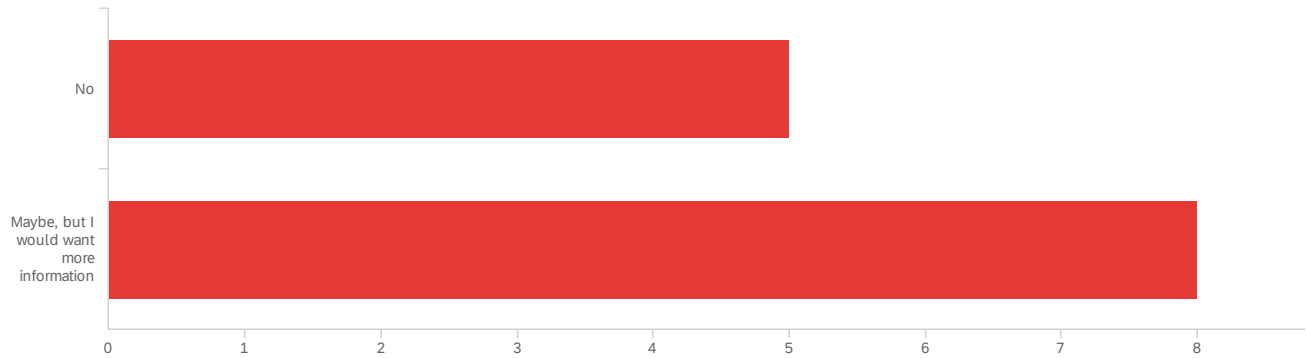
#	Field	Choice Count
2	No	48.15% 52
3	Maybe, but I would like more information	39.81% 43
4	Yes	12.04% 13
		108

Showing rows 1 - 4 of 4

Q17 - There are no candidates filed to run for the College of Mines & Earth Sciences

Senate seat, meaning the seat will be filled after the election has concluded. Are you

interested in potentially serving as the College of Mines & Earth Sciences Senator?



#	Field	Minimum	Maximum	Mean	Std Deviation	Variance	Count
1	There are no candidates filed to run for the College of Mines & Earth Sciences Senate seat, meaning the seat will be filled after the election has concluded. Are you interested in potentially serving as the College of Mines & Earth Sciences Senator?	5.00	6.00	5.62	0.49	0.24	13

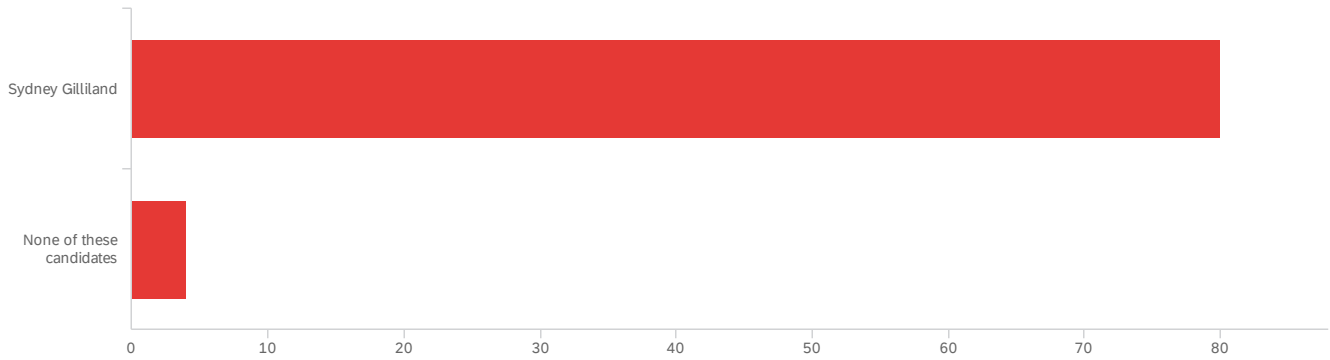
#	Field	Choice Count
5	No	38.46% 5
6	Maybe, but I would want more information	61.54% 8

13

Showing rows 1 - 3 of 3

Q18 - College of Nursing - Please select ONE of the following Senate candidates listed

below:



#	Field	Minimum	Maximum	Mean	Std Deviation	Variance	Count
1	College of Nursing - Please select ONE of the following Senate candidates listed below:	4.00	5.00	4.05	0.21	0.05	84

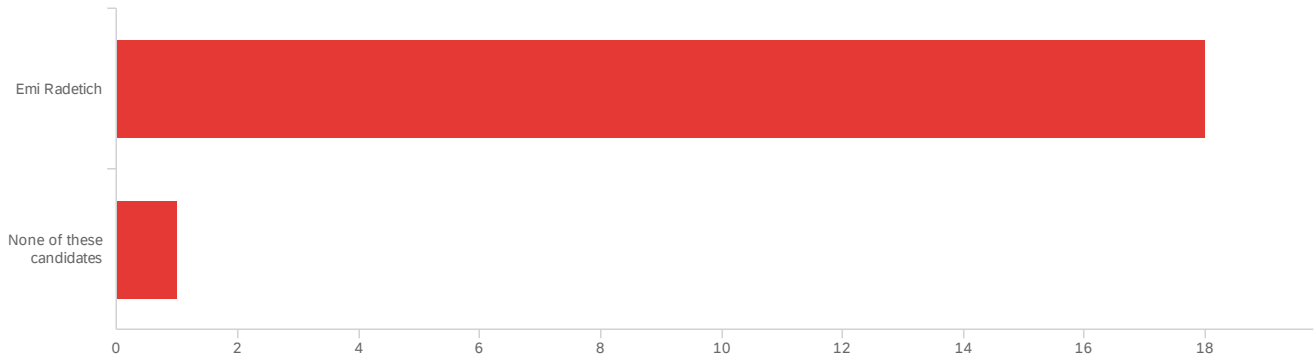
#	Field	Choice Count
4	Sydney Gilliland	95.24% 80
5	None of these candidates	4.76% 4

84

Showing rows 1 - 3 of 3

Q19 - College of Pharmacy - Please select ONE of the following Senate candidates listed

below:



#	Field	Minimum	Maximum	Mean	Std Deviation	Variance	Count
1	College of Pharmacy - Please select ONE of the following Senate candidates listed below:	1.00	2.00	1.05	0.22	0.05	19

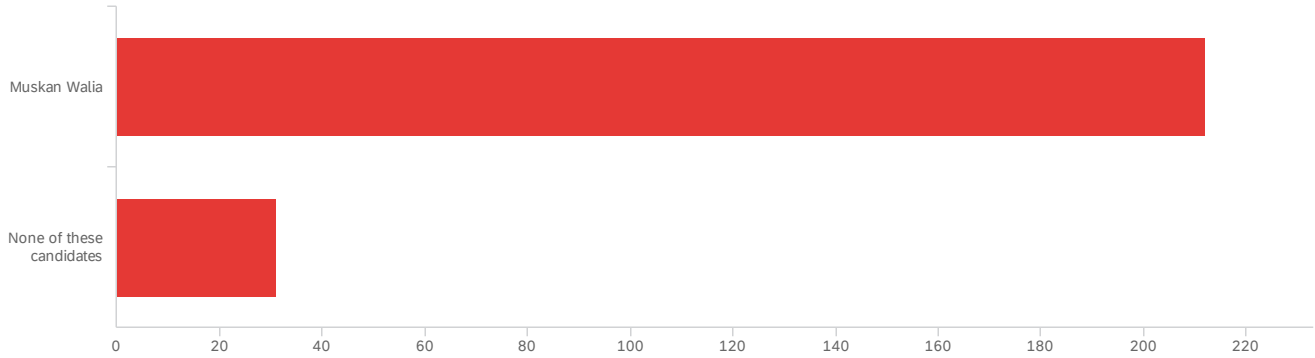
#	Field	Choice Count
1	Emi Radetich	94.74% 18
2	None of these candidates	5.26% 1

19

Showing rows 1 - 3 of 3

Q20 - College of Science - Please select ONE of the following Senate candidates listed

below:



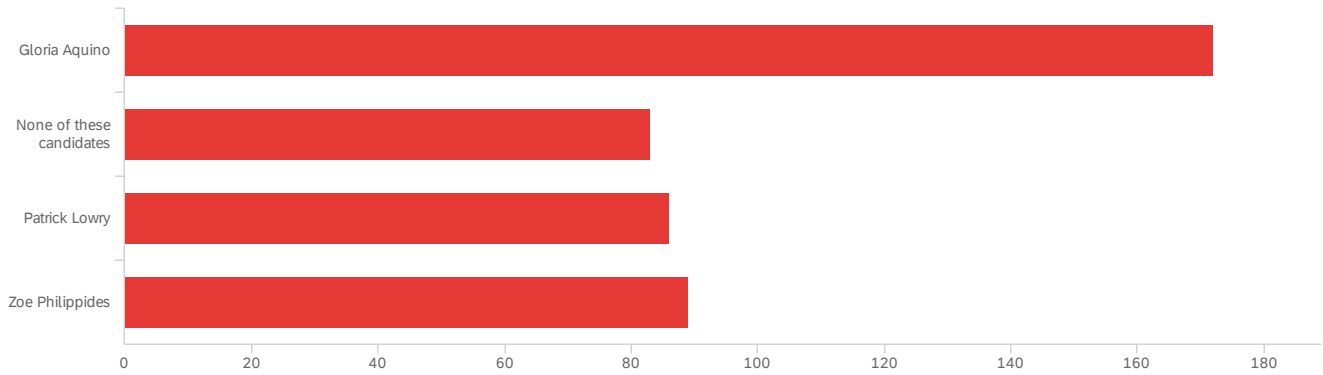
#	Field	Minimum	Maximum	Mean	Std Deviation	Variance	Count
1	College of Science - Please select ONE of the following Senate candidates listed below:	1.00	8.00	1.89	2.34	5.45	243

#	Field	Choice Count
1	Muskan Walia	87.24% 212
8	None of these candidates	12.76% 31
		243

Showing rows 1 - 3 of 3

Q21 - College of Social & Behavioral Science - Please select ONE of the following

Senate candidates listed below:

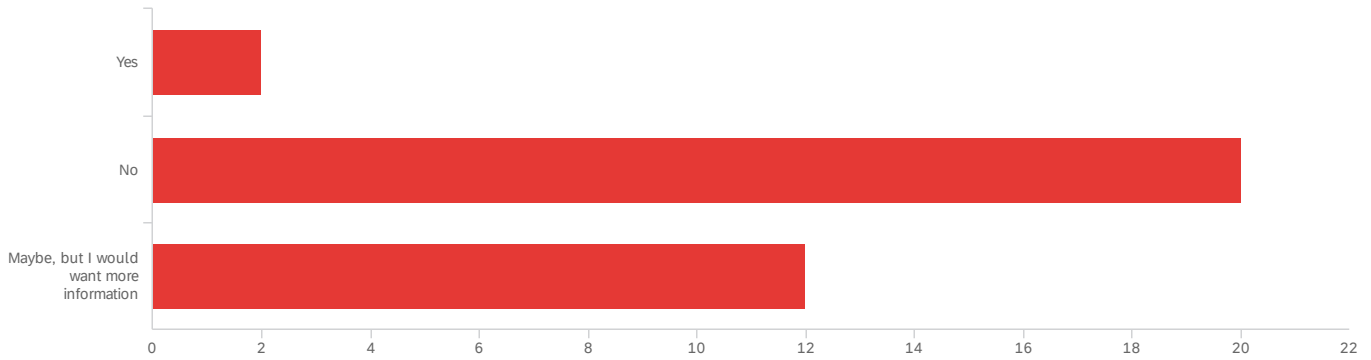


#	Field	Minimum	Maximum	Mean	Std Deviation	Variance	Count
1	College of Social & Behavioral Science - Please select ONE of the following Senate candidates listed below:	1.00	7.00	4.01	2.54	6.46	430

#	Field	Choice Count
1	Gloria Aquino	40.00% 172
5	None of these candidates	19.30% 83
6	Patrick Lowry	20.00% 86
7	Zoe Philippides	20.70% 89
		430

Showing rows 1 - 5 of 5

Q22 - There are no candidates filed to run for the College of Social Work Senate seat, meaning the seat will be filled after the election has concluded. Are you interested in potentially serving as the College of Social Work Senator?

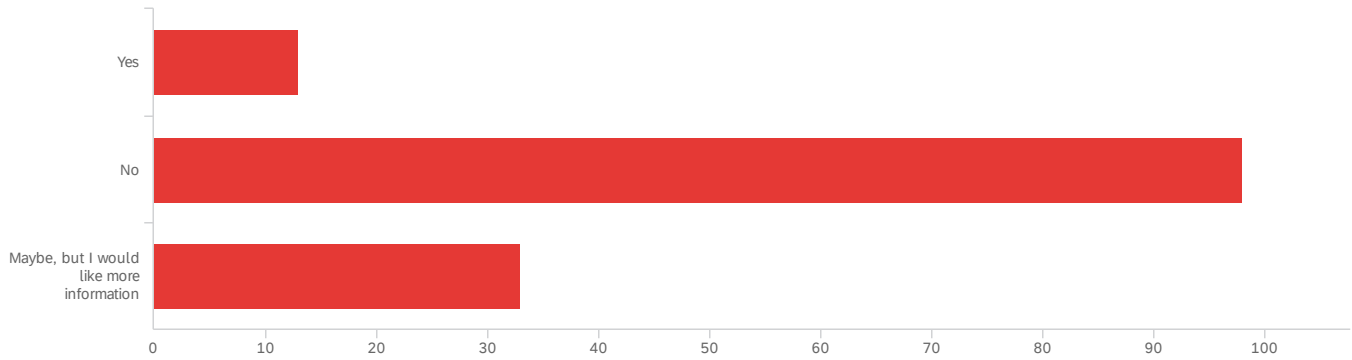


#	Field	Minimum	Maximum	Mean	Std Deviation	Variance	Count
1	There are no candidates filed to run for the College of Social Work Senate seat, meaning the seat will be filled after the election has concluded. Are you interested in potentially serving as the College of Social Work Senator?	3.00	5.00	4.29	0.57	0.33	34

#	Field	Choice Count
3	Yes	5.88% 2
4	No	58.82% 20
5	Maybe, but I would want more information	35.29% 12
		34

Showing rows 1 - 4 of 4

Q23 - There are no candidates filed to run for the Undergraduate Studies Senate seat, meaning the seat will be filled after the election has concluded. Are you interested in potentially serving as the Undergraduate Studies Senator?



#	Field	Minimum	Maximum	Mean	Std Deviation	Variance	Count
1	There are no candidates filed to run for the Undergraduate Studies Senate seat, meaning the seat will be filled after the election has concluded. Are you interested in potentially serving as the Undergraduate Studies Senator?	1.00	6.00	4.87	1.29	1.66	144

#	Field	Choice Count
1	Yes	9.03% 13
5	No	68.06% 98
6	Maybe, but I would like more information	22.92% 33
		144

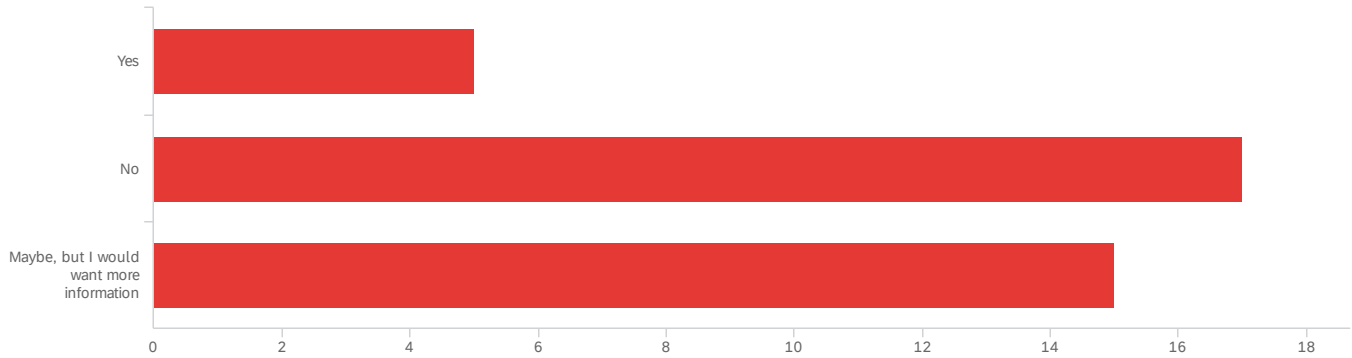
Showing rows 1 - 4 of 4

Q24 - There are no candidates filed to run for the College of Architecture + Planning

Assembly seat, meaning the seat will be filled after the election has concluded. Are you

interested in potentially serving as the College of Architecture + Planning Assembly

Representative?



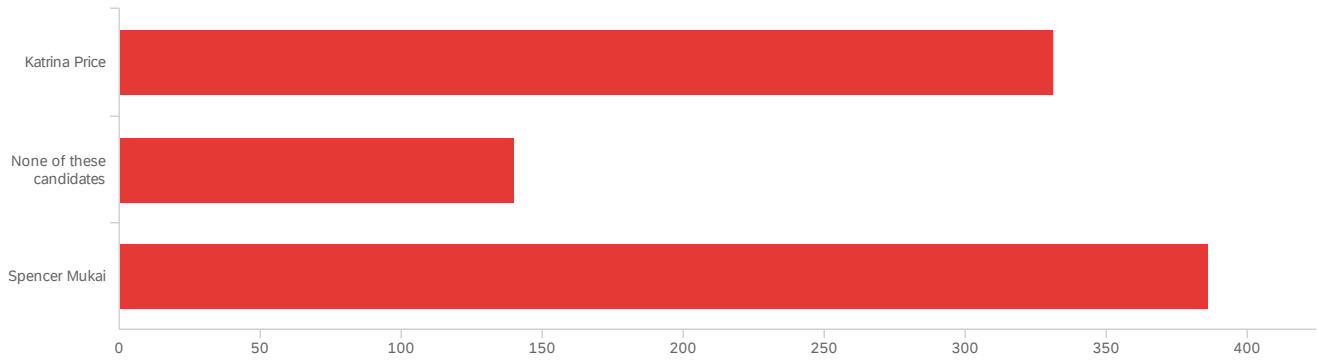
#	Field	Minimum	Maximum	Mean	Std Deviation	Variance	Count
1	There are no candidates filed to run for the College of Architecture + Planning Assembly seat, meaning the seat will be filled after the election has concluded. Are you interested in potentially serving as the College of Architecture + Planning Assembly Representative?	4.00	8.00	7.00	1.27	1.62	37

#	Field	Choice Count
4	Yes	13.51% 5
7	No	45.95% 17
8	Maybe, but I would want more information	40.54% 15
		37

Showing rows 1 - 4 of 4

Q25 - The David Eccles School of Business has four Assembly seats. Please select UP

TO FOUR of the following Assembly candidates listed below:



#	Field	Choice Count
5	Katrina Price	38.62% 331
6	None of these candidates	16.34% 140
9	Spencer Mukai	45.04% 386
		857

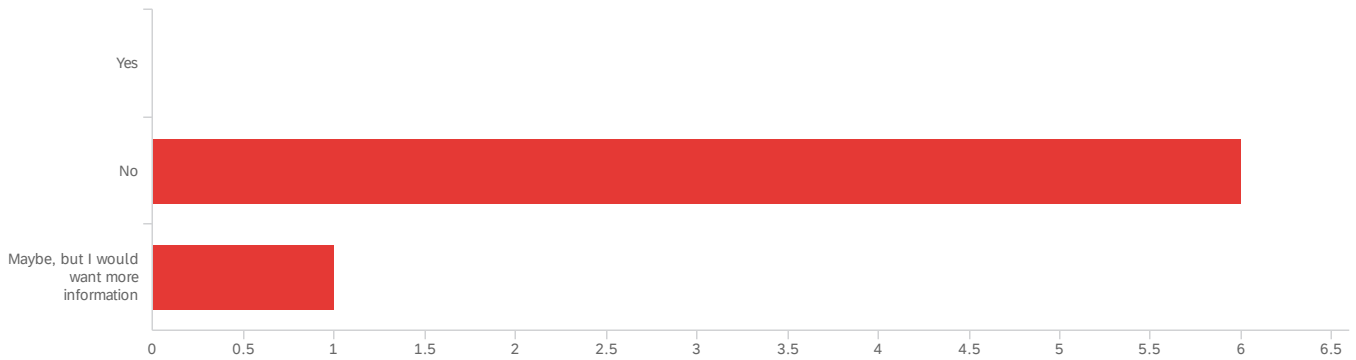
Showing rows 1 - 4 of 4

Q26 - There are no candidates filed to run for the School of Cultural & Social

Transformation Assembly seat, meaning the seat will be filled after the election has

concluded. Are you interested in potentially serving as the School of Cultural & Social

Transformation Assembly Representative?

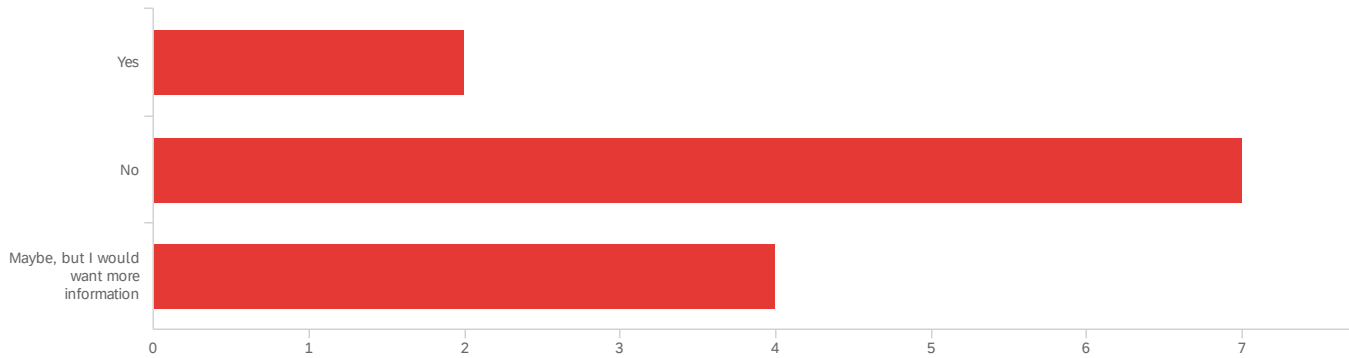


#	Field	Minimum	Maximum	Mean	Std Deviation	Variance	Count
1	There are no candidates filed to run for the School of Cultural & Social Transformation Assembly seat, meaning the seat will be filled after the election has concluded. Are you interested in potentially serving as the School of Cultural & Social Transformation Assembly Representative?	3.00	4.00	3.14	0.35	0.12	7

#	Field	Choice Count
1	Yes	0.00% 0
3	No	85.71% 6
4	Maybe, but I would want more information	14.29% 1
		7

Showing rows 1 - 4 of 4

Q27 - There are no candidates filed to run for the School of Dentistry Assembly seat, meaning the seat will be filled after the election has concluded. Are you interested in potentially serving as the School of Dentistry Assembly Representative?

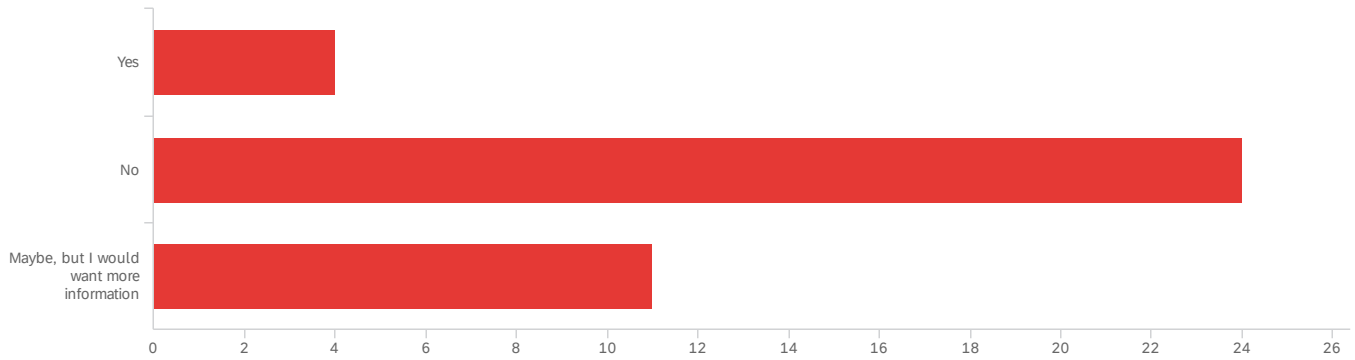


#	Field	Minimum	Maximum	Mean	Std Deviation	Variance	Count
1	There are no candidates filed to run for the School of Dentistry Assembly seat, meaning the seat will be filled after the election has concluded. Are you interested in potentially serving as the School of Dentistry Assembly Representative?	1.00	4.00	2.46	1.08	1.17	13

#	Field	Choice Count
1	Yes	15.38% 2
2	No	53.85% 7
4	Maybe, but I would want more information	30.77% 4
		13

Showing rows 1 - 4 of 4

Q28 - There are no candidates filed to run for the College of Education Assembly seat, meaning the seat will be filled after the election has concluded. Are you interested in potentially serving as the College of Education Assembly Representative?



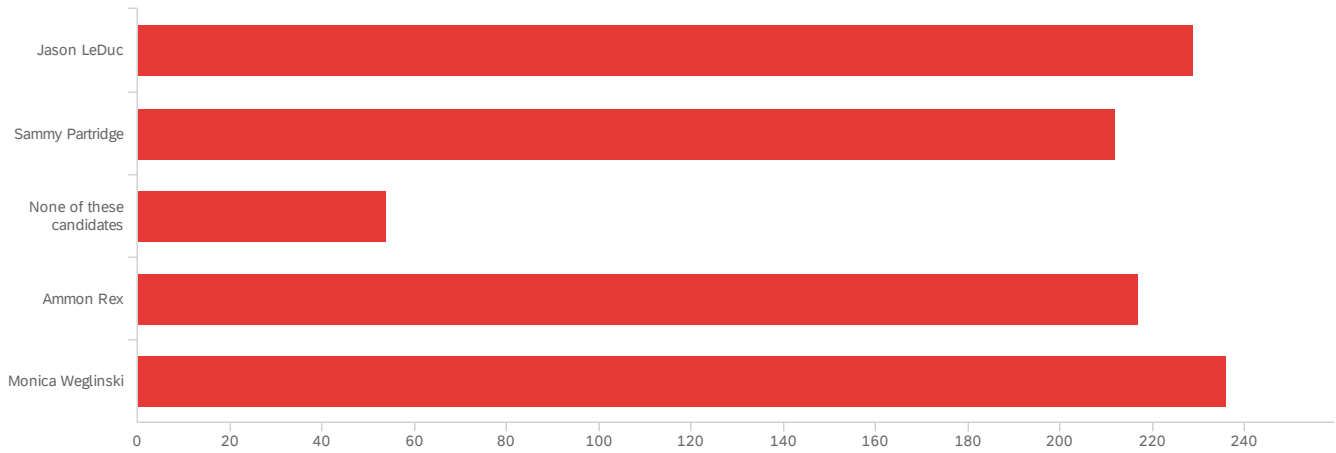
#	Field	Minimum	Maximum	Mean	Std Deviation	Variance	Count
1	There are no candidates filed to run for the College of Education Assembly seat, meaning the seat will be filled after the election has concluded. Are you interested in potentially serving as the College of Education Assembly Representative?	4.00	6.00	5.18	0.59	0.35	39

#	Field	Choice Count
4	Yes	10.26% 4
5	No	61.54% 24
6	Maybe, but I would want more information	28.21% 11
		39

Showing rows 1 - 4 of 4

Q29 - The College of Engineering has five Assembly seats. Please select UP TO FIVE of

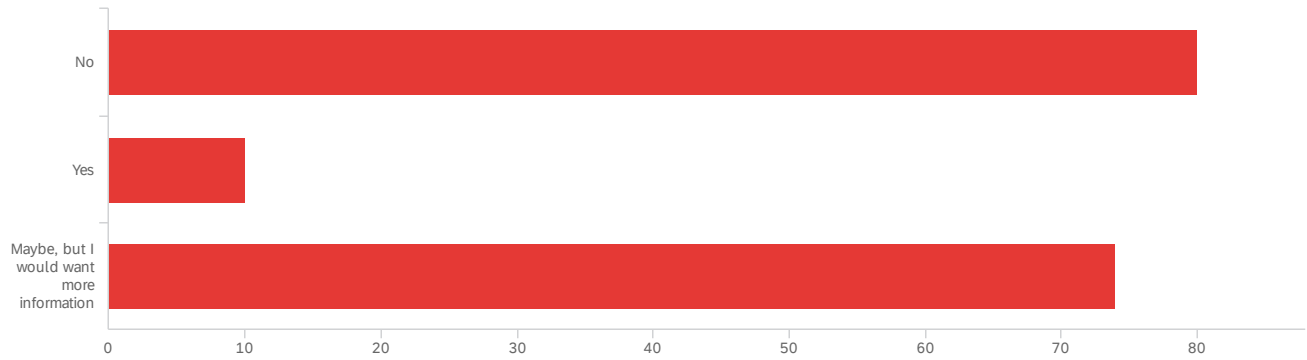
the following Assembly candidates listed below:



#	Field	Choice Count
5	Jason LeDuc	24.16% 229
6	Sammy Partridge	22.36% 212
7	None of these candidates	5.70% 54
9	Ammon Rex	22.89% 217
10	Monica Weglinski	24.89% 236
		948

Showing rows 1 - 6 of 6

Q30 - There are no candidates filed to run for the two College of Fine Arts Assembly seats, meaning the seats will be filled after the election has concluded. Are you interested in potentially serving as the College of Fine Arts Assembly Representative?

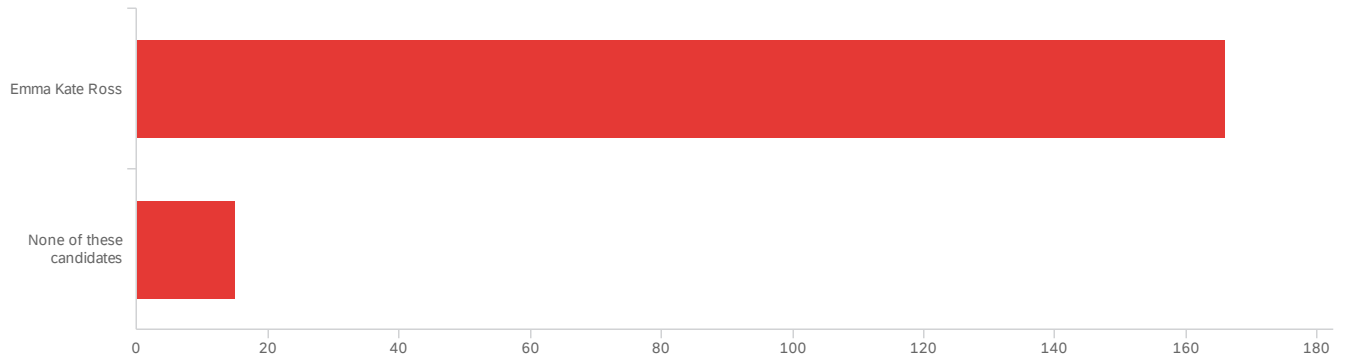


#	Field	Choice Count
1	No	48.78% 80
2	Yes	6.10% 10
3	Maybe, but I would want more information	45.12% 74
		164

Showing rows 1 - 4 of 4

Q31 - The College of Health has three Assembly seats. Please select UP TO THREE of

the following Assembly candidates listed below:



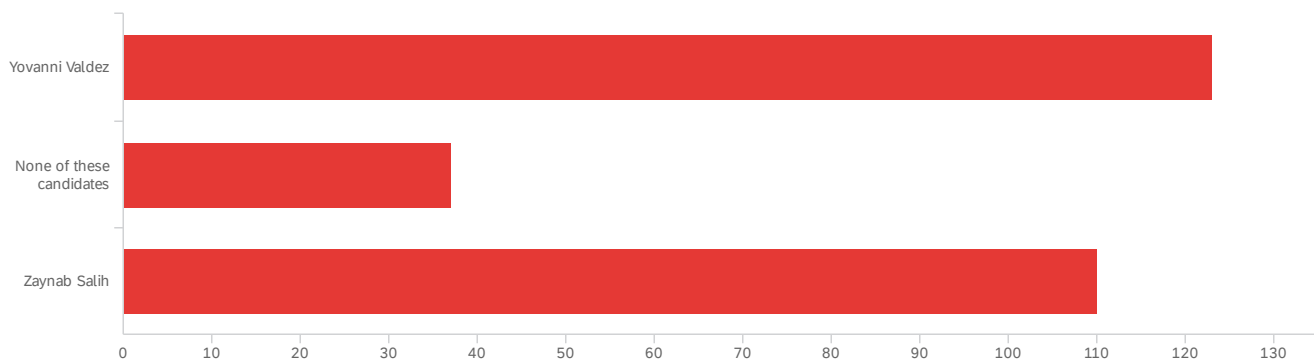
#	Field	Choice Count
1	Emma Kate Ross	91.71% 166
4	None of these candidates	8.29% 15

181

Showing rows 1 - 3 of 3

Q32 - The College of Humanities has two Assembly seats. Please select UP TO TWO of

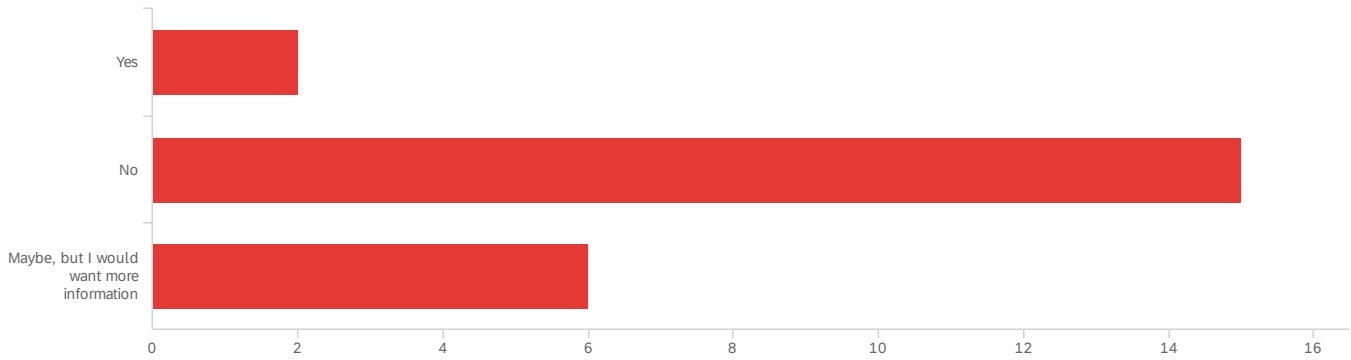
the following Assembly candidates listed below:



#	Field	Choice Count
1	Yovanni Valdez	45.56% 123
3	None of these candidates	13.70% 37
4	Zaynab Salih	40.74% 110
		270

Showing rows 1 - 4 of 4

Q33 - There are no candidates filed to run for the S.J. Quinney College of Law Assembly seat, meaning the seat will be filled after the election has concluded. Are you interested in potentially serving as the S.J. Quinney College of Law Assembly Representative?

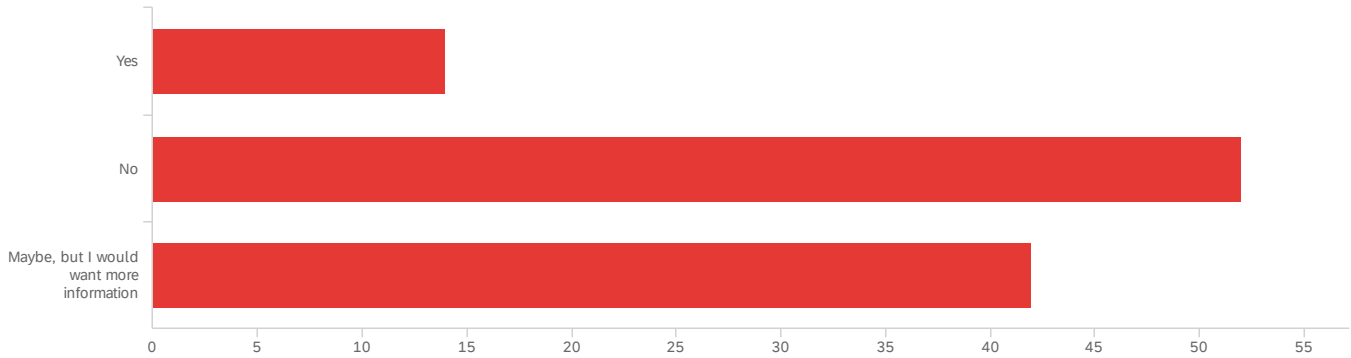


#	Field	Minimum	Maximum	Mean	Std Deviation	Variance	Count
1	There are no candidates filed to run for the S.J. Quinney College of Law Assembly seat, meaning the seat will be filled after the election has concluded. Are you interested in potentially serving as the S.J. Quinney College of Law Assembly Representative?	4.00	6.00	5.17	0.56	0.32	23

#	Field	Choice Count
4	Yes	8.70% 2
5	No	65.22% 15
6	Maybe, but I would want more information	26.09% 6
		23

Showing rows 1 - 4 of 4

Q34 - There are no candidates filed to run for the two School of Medicine Assembly seats, meaning these seats will be filled after the election has concluded. Are you interested in potentially serving as one of the School of Medicine Assembly Representatives?



#	Field	Minimum	Maximum	Mean	Std Deviation	Variance	Count
1	There are no candidates filed to run for the two School of Medicine Assembly seats, meaning these seats will be filled after the election has concluded. Are you interested in potentially serving as one of the School of Medicine Assembly Representatives?	4.00	6.00	5.26	0.67	0.45	108

#	Field	Choice Count
4	Yes	12.96% 14
5	No	48.15% 52
6	Maybe, but I would want more information	38.89% 42
		108

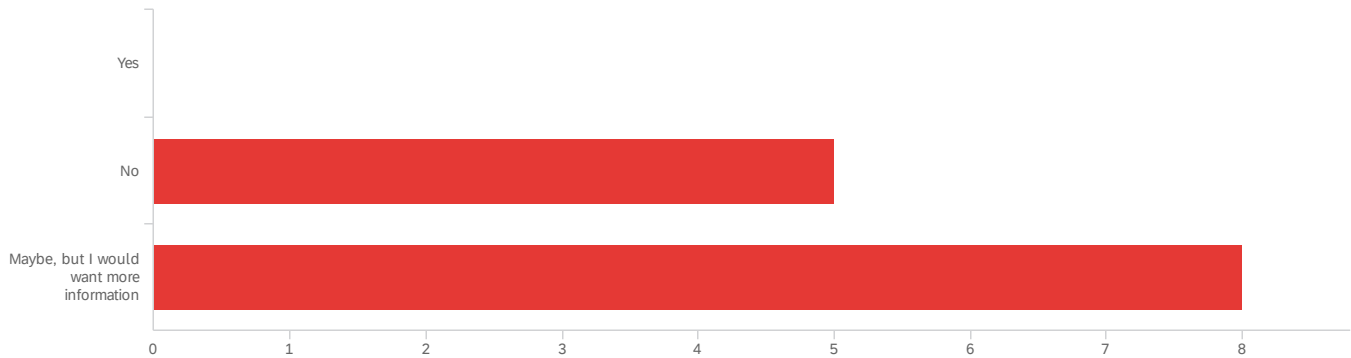
Showing rows 1 - 4 of 4

Q35 - There are no candidates filed to run for the College of Mines & Earth Sciences

Assembly seat, meaning the seat will be filled after the election has concluded. Are you

interested in potentially serving as the College of Mines & Earth Sciences Assembly

Representative?

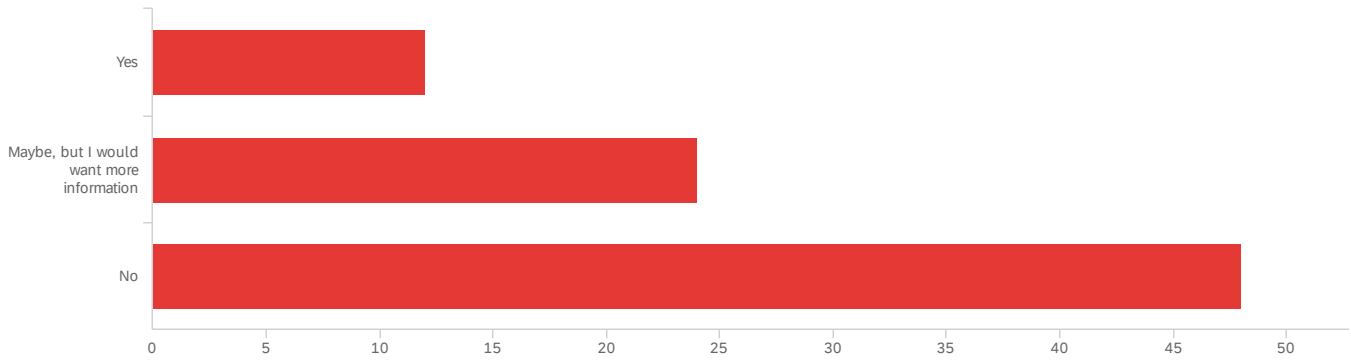


#	Field	Minimum	Maximum	Mean	Std Deviation	Variance	Count
1	There are no candidates filed to run for the College of Mines & Earth Sciences Assembly seat, meaning the seat will be filled after the election has concluded. Are you interested in potentially serving as the College of Mines & Earth Sciences Assembly Representative?	4.00	5.00	4.62	0.49	0.24	13

#	Field	Choice Count
3	Yes	0.00% 0
4	No	38.46% 5
5	Maybe, but I would want more information	61.54% 8
		13

Showing rows 1 - 4 of 4

Q36 - There are no candidates filed to run for the College of Nursing Assembly seat, meaning the seat will be filled after the election has concluded. Are you interested in potentially serving as the College of Nursing Assembly Representative?

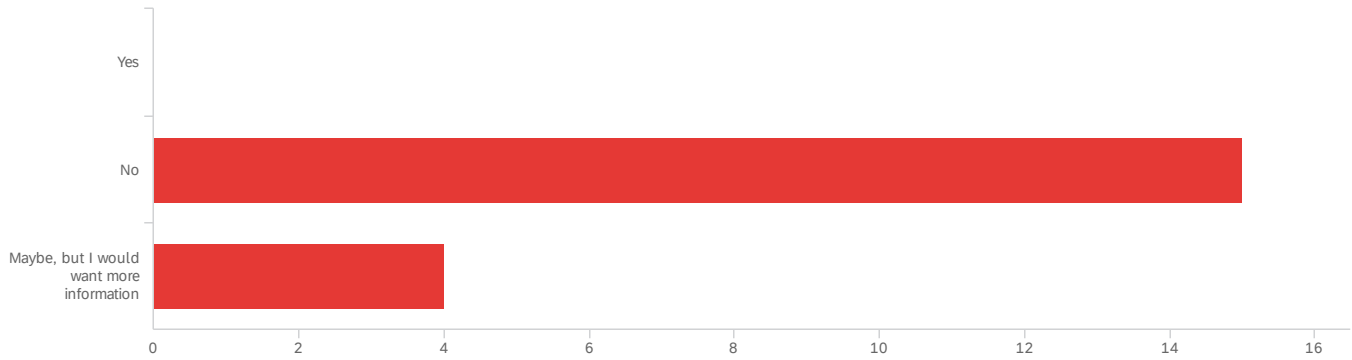


#	Field	Minimum	Maximum	Mean	Std Deviation	Variance	Count
1	There are no candidates filed to run for the College of Nursing Assembly seat, meaning the seat will be filled after the election has concluded. Are you interested in potentially serving as the College of Nursing Assembly Representative?	3.00	6.00	5.29	1.03	1.06	84

#	Field	Choice Count
3	Yes	14.29% 12
5	Maybe, but I would want more information	28.57% 24
6	No	57.14% 48
		84

Showing rows 1 - 4 of 4

Q37 - There are no candidates filed to run for the College of Pharmacy Assembly seat, meaning the seat will be filled after the election has concluded. Are you interested in potentially serving as the College of Pharmacy Assembly Representative?



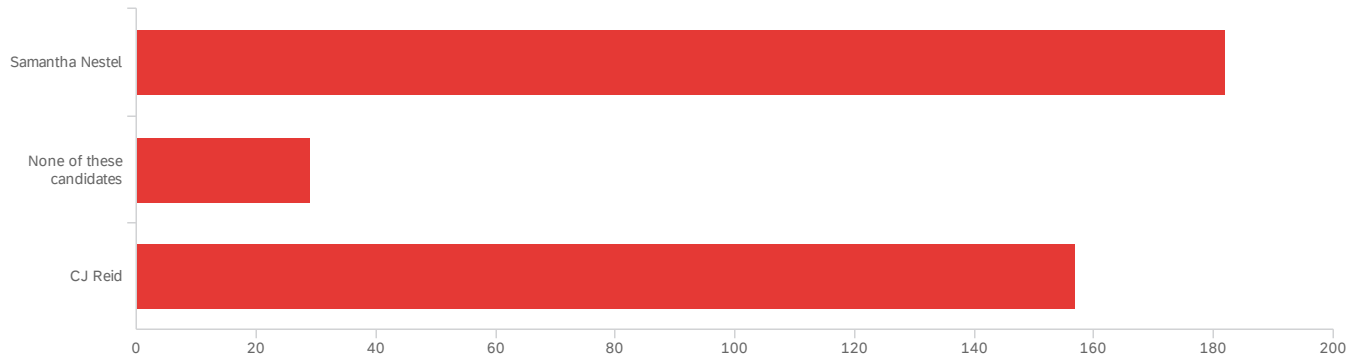
#	Field	Minimum	Maximum	Mean	Std Deviation	Variance	Count
1	There are no candidates filed to run for the College of Pharmacy Assembly seat, meaning the seat will be filled after the election has concluded. Are you interested in potentially serving as the College of Pharmacy Assembly Representative?	4.00	5.00	4.21	0.41	0.17	19

#	Field	Choice Count
1	Yes	0.00% 0
4	No	78.95% 15
5	Maybe, but I would want more information	21.05% 4
		19

Showing rows 1 - 4 of 4

Q38 - The College of Science has three Assembly seats. Please select UP TO THREE of

the following Assembly candidates listed below:

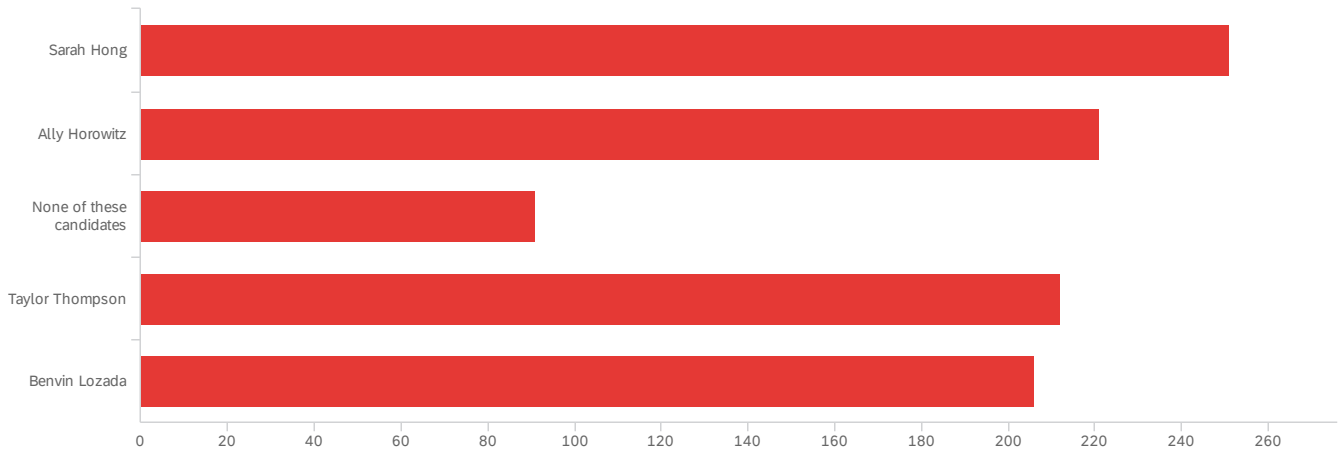


#	Field	Choice Count
2	Samantha Nestel	49.46% 182
6	None of these candidates	7.88% 29
7	CJ Reid	42.66% 157
		368

Showing rows 1 - 4 of 4

Q39 - The College of Social & Behavioral Science has four Assembly seats. Please

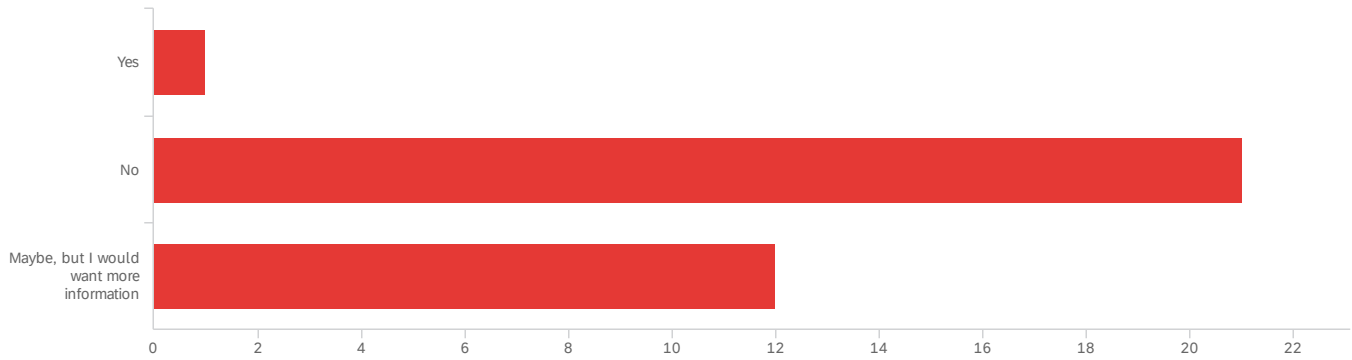
select UP TO FOUR of the following Assembly candidates listed below:



#	Field	Choice Count
3	Sarah Hong	25.59% 251
4	Ally Horowitz	22.53% 221
6	None of these candidates	9.28% 91
7	Taylor Thompson	21.61% 212
8	Benvin Lozada	21.00% 206
		981

Showing rows 1 - 6 of 6

Q40 - There are no candidates filed to run for the College of Social Work Assembly seat, meaning the seat will be filled after the election has concluded. Are you interested in potentially serving as the College of Social Work Assembly Representative?

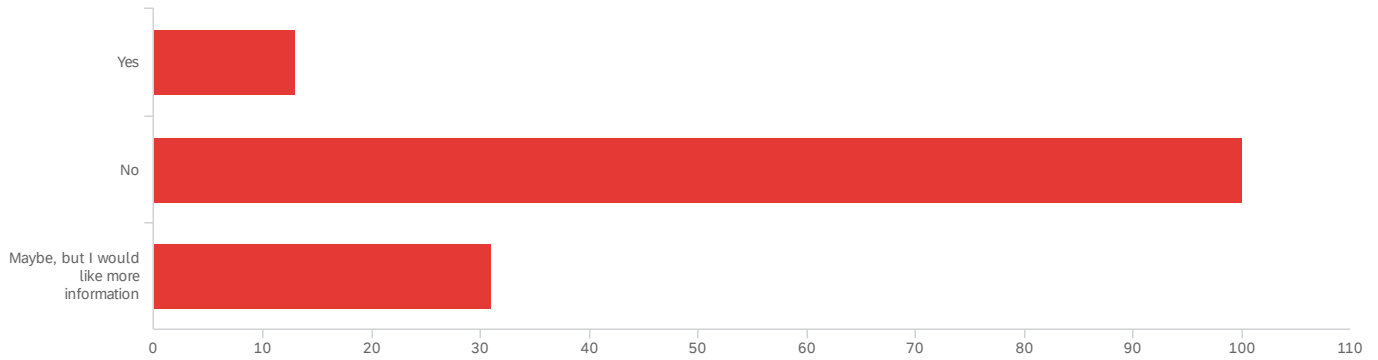


#	Field	Minimum	Maximum	Mean	Std Deviation	Variance	Count
1	There are no candidates filed to run for the College of Social Work Assembly seat, meaning the seat will be filled after the election has concluded. Are you interested in potentially serving as the College of Social Work Assembly Representative?	1.00	3.00	2.32	0.53	0.28	34

#	Field	Choice Count
1	Yes	2.94% 1
2	No	61.76% 21
3	Maybe, but I would want more information	35.29% 12
		34

Showing rows 1 - 4 of 4

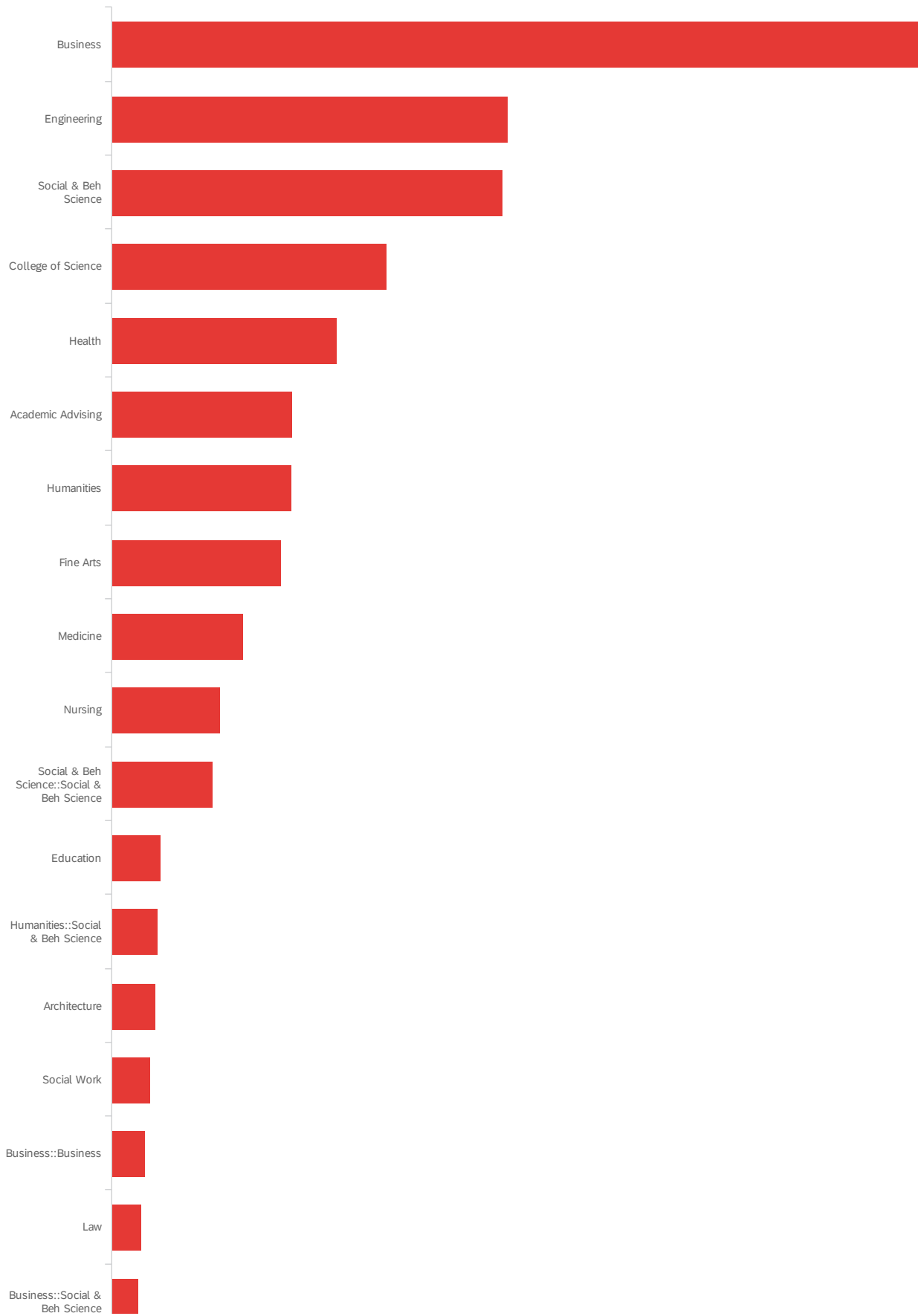
Q41 - There are no candidates filed to run for the two Undergraduate Studies Assembly seats, meaning the seats will be filled after the election has concluded. Are you interested in potentially serving as one of the Undergraduate Studies Assembly Representatives?

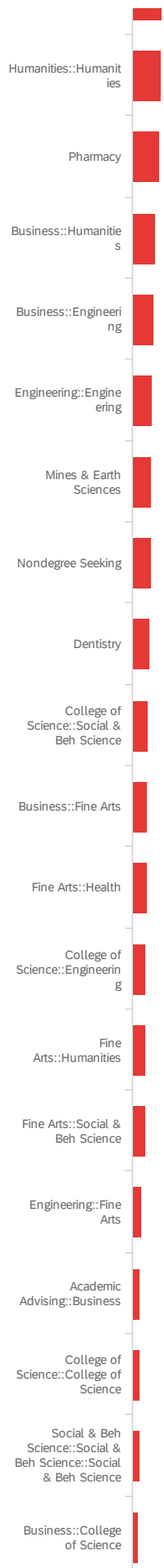


#	Field	Choice Count
2	Yes	9.03% 13
6	No	69.44% 100
7	Maybe, but I would like more information	21.53% 31
		144

Showing rows 1 - 4 of 4

College





Business::Health

College of
Science::Humanities

Health::Humanities

Health::Social &
Beh Science

High School
University

Humanities::Humanit
ies::Social & Beh
Science

Social & Beh
Science::Social
Work

Academic
Advising::Humanitie
s

Academic
Advising::Social &
Beh Science

Cultural & Social
Transfor::Social &
Beh Science

Engineering::Social
& Beh Science

Architecture::Socia
l & Beh Science

Cultural & Social
Transfor

Fine
Arts::Nondegree
Seeking

Humanities::Nondegr
ee Seeking

Humanities::Social
& Beh
Science::Social &
Beh Science

Medicine::Nondegree
Seeking

Nursing::Social &
Beh Science

Academic
Advising::College
of Science

Academic

Advising:College
of Science::Social
& Beh Science

Academic
Advising:Engineeri
ng

Academic
Advising:Health

Academic
Advising:Humanitie
s::Social & Beh
Science

Academic
Advising:Nondegree
Seeking

Architecture:Busin
ess

Architecture:Engin
eering

Business:Business:
:Business

Business:Business:
:Humanities

Business:College
of
Science:Engineerin
g

Business:Cultural
& Social Transfor

Business:Humanitie
s::Social & Beh
Science

Business:Medicine

Business:Social &
Beh Science:Social
& Beh Science

College of
Science:Cultural &
Social Transfor

College of
Science:Fine Arts

College of
Science:Medicine

College of
Science:Nondegree
Seeking

Cultural & Social
Transfor:Cultural
& Social Transfor

Cultural & Social
Transfor:Engineeri

ng

Cultural & Social
Transfor::Humanitie
s

Cultural & Social
Transfor::Humanitie
s::Social & Beh
Science

Cultural & Social
Transfor::Social
Work

Dentistry::Educatio
n

Education::Social &
Beh Science

Education::Social &
Beh Science::Social
& Beh Science

Engineering::High
School
University::Nondegr
ee Seeking

Engineering::Humani
ties

Fine Arts::Fine
Arts

Fine
Arts::Health::Nonde
gree Seeking

Fine
Arts::Humanities::S
ocial & Beh Science

Fine Arts::Social &
Beh Science::Social
& Beh Science

Health::Nondegree
Seeking

Health::Nursing

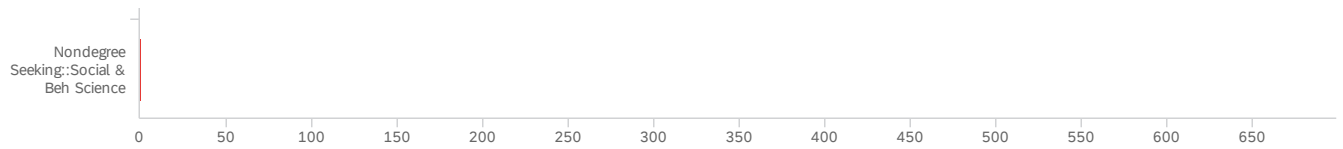
Humanities::Humanit
ies::Humanities

Medicine::Social &
Beh Science

Medicine::Social
Work

Mines & Earth
Sciences::Social &
Beh Science

Nondegree
Seeking::Nondegree
Seeking



#	Field	Choice Count
	Business	22.41% 636
	Engineering	10.96% 311
	Social & Beh Science	10.82% 307
	College of Science	7.61% 216
	Health	6.24% 177
	Academic Advising	5.00% 142
	Humanities	4.97% 141
	Fine Arts	4.69% 133
	Medicine	3.63% 103
	Nursing	3.00% 85
	Social & Beh Science::Social & Beh Science	2.78% 79
	Education	1.34% 38
	Humanities::Social & Beh Science	1.27% 36
	Architecture	1.20% 34
	Social Work	1.06% 30
	Business::Business	0.92% 26
	Law	0.81% 23
	Business::Social & Beh Science	0.74% 21
	Humanities::Humanities	0.70% 20
	Pharmacy	0.67% 19
	Business::Humanities	0.56% 16
	Business::Engineering	0.53% 15
	Engineering::Engineering	0.49% 14
	Mines & Earth Sciences	0.46% 13
	Nondegree Seeking	0.46% 13
	Dentistry	0.42% 12

#	Field	Choice Count
College of Science::Social & Beh Science	College of Science::Social & Beh Science	0.39% 11
Business::Fine Arts	Business::Fine Arts	0.35% 10
Fine Arts::Health	Fine Arts::Health	0.35% 10
College of Science::Engineering	College of Science::Engineering	0.32% 9
Fine Arts::Humanities	Fine Arts::Humanities	0.32% 9
Fine Arts::Social & Beh Science	Fine Arts::Social & Beh Science	0.32% 9
Engineering::Fine Arts	Engineering::Fine Arts	0.21% 6
Academic Advising::Business	Academic Advising::Business	0.18% 5
College of Science::College of Science	College of Science::College of Science	0.18% 5
Social & Beh Science::Social & Beh Science::Social & Beh Science	Social & Beh Science::Social & Beh Science::Social & Beh Science	0.18% 5
Business::College of Science	Business::College of Science	0.14% 4
Business::Health	Business::Health	0.14% 4
College of Science::Humanities	College of Science::Humanities	0.14% 4
Health::Humanities	Health::Humanities	0.14% 4
Health::Social & Beh Science	Health::Social & Beh Science	0.14% 4
High School University	High School University	0.14% 4
Humanities::Humanities::Social & Beh Science	Humanities::Humanities::Social & Beh Science	0.14% 4
Social & Beh Science::Social Work	Social & Beh Science::Social Work	0.14% 4
Academic Advising::Humanities	Academic Advising::Humanities	0.11% 3
Academic Advising::Social & Beh Science	Academic Advising::Social & Beh Science	0.11% 3
Cultural & Social Transfor::Social & Beh Science	Cultural & Social Transfor::Social & Beh Science	0.11% 3
Engineering::Social & Beh Science	Engineering::Social & Beh Science	0.11% 3
Architecture::Social & Beh Science	Architecture::Social & Beh Science	0.07% 2
Cultural & Social Transfor	Cultural & Social Transfor	0.07% 2
Fine Arts::Nondegree Seeking	Fine Arts::Nondegree Seeking	0.07% 2
Humanities::Nondegree Seeking	Humanities::Nondegree Seeking	0.07% 2

#	Field	Choice Count
Humanities::Social & Beh Science::Social & Beh Science	Humanities::Social & Beh Science::Social & Beh Science	0.07% 2
Medicine::Nondegree Seeking	Medicine::Nondegree Seeking	0.07% 2
Nursing::Social & Beh Science	Nursing::Social & Beh Science	0.07% 2
Academic Advising::College of Science	Academic Advising::College of Science	0.04% 1
Academic Advising::College of Science::Social & Beh Science	Academic Advising::College of Science::Social & Beh Science	0.04% 1
Academic Advising::Engineering	Academic Advising::Engineering	0.04% 1
Academic Advising::Health	Academic Advising::Health	0.04% 1
Academic Advising::Humanities::Social & Beh Science	Academic Advising::Humanities::Social & Beh Science	0.04% 1
Academic Advising::Nondegree Seeking	Academic Advising::Nondegree Seeking	0.04% 1
Architecture::Business	Architecture::Business	0.04% 1
Architecture::Engineering	Architecture::Engineering	0.04% 1
Business::Business::Business	Business::Business::Business	0.04% 1
Business::Business::Humanities	Business::Business::Humanities	0.04% 1
Business::College of Science::Engineering	Business::College of Science::Engineering	0.04% 1
Business::Cultural & Social Transfor	Business::Cultural & Social Transfor	0.04% 1
Business::Humanities::Social & Beh Science	Business::Humanities::Social & Beh Science	0.04% 1
Business::Medicine	Business::Medicine	0.04% 1
Business::Social & Beh Science::Social & Beh Science	Business::Social & Beh Science::Social & Beh Science	0.04% 1
College of Science::Cultural & Social Transfor	College of Science::Cultural & Social Transfor	0.04% 1
College of Science::Fine Arts	College of Science::Fine Arts	0.04% 1
College of Science::Medicine	College of Science::Medicine	0.04% 1
College of Science::Nondegree Seeking	College of Science::Nondegree Seeking	0.04% 1
Cultural & Social Transfor::Cultural & Social Transfor	Cultural & Social Transfor::Cultural & Social Transfor	0.04% 1

#	Field	Choice Count
Cultural & Social Transfor::Engineering	Cultural & Social Transfor::Engineering	0.04% 1
Cultural & Social Transfor::Humanities	Cultural & Social Transfor::Humanities	0.04% 1
Cultural & Social Transfor::Humanities::Social & Beh Science	Cultural & Social Transfor::Humanities::Social & Beh Science	0.04% 1
Cultural & Social Transfor::Social Work	Cultural & Social Transfor::Social Work	0.04% 1
Dentistry::Education	Dentistry::Education	0.04% 1
Education::Social & Beh Science	Education::Social & Beh Science	0.04% 1
Education::Social & Beh Science::Social & Beh Science	Education::Social & Beh Science::Social & Beh Science	0.04% 1
Engineering::High School University::Nondegree Seeking	Engineering::High School University::Nondegree Seeking	0.04% 1
Engineering::Humanities	Engineering::Humanities	0.04% 1
Fine Arts::Fine Arts	Fine Arts::Fine Arts	0.04% 1
Fine Arts::Health::Nondegree Seeking	Fine Arts::Health::Nondegree Seeking	0.04% 1
Fine Arts::Humanities::Social & Beh Science	Fine Arts::Humanities::Social & Beh Science	0.04% 1
Fine Arts::Social & Beh Science::Social & Beh Science	Fine Arts::Social & Beh Science::Social & Beh Science	0.04% 1
Health::Nondegree Seeking	Health::Nondegree Seeking	0.04% 1
Health::Nursing	Health::Nursing	0.04% 1
Humanities::Humanities::Humanities	Humanities::Humanities::Humanities	0.04% 1
Medicine::Social & Beh Science	Medicine::Social & Beh Science	0.04% 1
Medicine::Social Work	Medicine::Social Work	0.04% 1
Mines & Earth Sciences::Social & Beh Science	Mines & Earth Sciences::Social & Beh Science	0.04% 1
Nondegree Seeking::Nondegree Seeking	Nondegree Seeking::Nondegree Seeking	0.04% 1
Nondegree Seeking::Social & Beh Science	Nondegree Seeking::Social & Beh Science	0.04% 1

2838

Showing rows 1 - 97 of 97

End of Report

